

# Software Roadmap

To install DG/UX and other system software, use the manuals listed below.

## Installing the system




### *Installing the DG/UX™ System*

This manual guides you through the system installation process.

### Mass-storage devices

If your system includes a mass-storage device, refer to the manual for your device:



CLARiiON™ Disk-Array Storage System

CLARiiON™ Tape-Array Storage System

## Managing a network

For setting up and managing network software, refer to these manuals:




*Managing TCP/IP on the DG/UX™ System*



*Managing ONC™/NFS® and Its Facilities on the DG/UX™ System*

## Customizing the system



### *Customizing the DG/UX™ System*

This manual describes how to add user accounts, OS and X clients, additional packages, terminals, printers, and secondary releases.

**NOTE:** To fully configure your system, you may also need to refer to hardware manuals for the devices you have installed.

## Managing the system



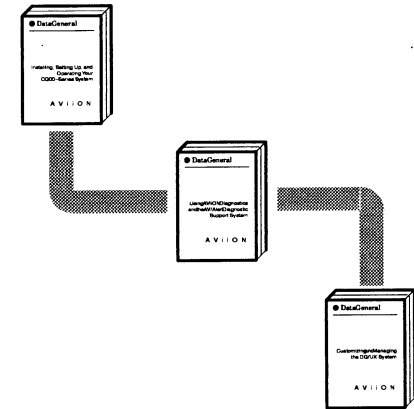
### *Managing the DG/UX™ System*

This manual provides an introduction to system administration and a comprehensive guide to managing your DG/UX system.

AViiON is a U.S. registered trademark, and CLARiiON and DG/UX are trademarks of Data General Corporation.

NFS is a U.S. registered trademark and ONC is a trademark of Sun Microsystems, Inc.

Ordering No. 069-701084  
Copyright ©Data General Corporation 1992, 1993  
All Rights Reserved  
Printed in the United States of America  
Rev. 04, October 1993



# Installation Roadmap

069-701084-04

A Guide to  
AViiON® Systems  
Installation Documentation

# Hardware Roadmap

## Setting up your hardware

Refer to the *Installing or Setting Up* manual for your AViiON® workstation or computer.



This manual guides you through the entire setup process.

(The *Getting Started* guide for your system gives an overview of the installation procedure.)

## Installing devices

The following manuals describe how to install additional devices. Your workstation/computer manual identifies the ones you need.


### AV/Alert modem and other modems



Using AViiON® *Diagnostics and the AV/Alert<sup>SM</sup> Diagnostic Support System*

## Mass-storage chassis

Refer to the manual for any mass-storage devices you install:




CLARiiON™ Disk-Array Storage System

CLARiiON™ Tape-Array Storage System

CSS3/DC Subsystem

Model 10565 Peripheral Housing Unit

## VMEbus options



*Setting Up and Installing VMEbus Options in AViiON® Systems*

## Other devices



For other devices (such as terminals, or tape and disk drives), consult the manuals that ship with those devices.

## Configuring firmware

Refer to your system's *Setting Up or Operating* manual for information on setting firmware options.



You can use firmware options as part of your hardware testing or software customization.

## Testing installed hardware

If you want to test your hardware system beyond the built-in power-up tests, use this manual. Additional stand-alone tests are optional.



Using AViiON® *Diagnostics and the AV/Alert<sup>SM</sup> Diagnostic Support System*

To Software Roadmap

