


DataGeneral

GRIFF

Spare Parts Catalog



Your Computer Will Know The Difference

123-25 SHORT TIE WRAP
123-272 LONG TIE WRAP
109-165 GOLD JUMPERS
119-64 COTTON SWABS
111-143 BLUE JUMPERS
111-1497 BLACK JUMPERS SHORT
111-2067 ~~BLACK~~ JUMPERS LONG
111-578 DASHER CABLE PINS
106-2040 M/F POSTS
2-14439 REDUCTION PLATE

Get the most out of your Data General computer system

You already own one of the finest computer systems in the world. There is no better way to get the power and performance you paid for than by specifying Data General spare parts. After all, genuine Data General parts are the heart of your Data General system.

You'll be getting your spare parts from the company that created and engineered your system. So you know they'll fit precisely.

And you know they'll work perfectly, because they're tested to match original equipment specifications. That's why they carry Data General's 30-day materials and workmanship warranty.

Ordering couldn't be simpler. One phone call puts our knowledgeable Spare Parts Specialists at your disposal.

So specify genuine Data General parts. Your computer will know the difference. You know it already.

It's easy to order by phone.

Just call us at 800-343-8842 (in Massachusetts, 800-451-1014) from 8:30 a.m. to 8:30 p.m., E.S.T.

Or in Canada call 800-268-5341 (in Toronto, 416-823-7830) from 8:30 a.m. to 5:00 p.m., E.S.T.

We're here Monday through Friday.

Tell us:

- What you need—part names
- part numbers
- quantity

How, where and to whom to ship it

And your purchase order number

What could be simpler?

(For mail order instructions, see page 80.)

When to expect delivery

Data General stocks most parts. We customarily ship within 30 days of receiving your order. You pick the shipping method you want and we'll send it that way.

(If it will take longer than usual, we'll let you know and give you our best estimate of when it'll arrive.)

How to find your spare parts in this catalog

We've organized this catalog by equipment model number. All you need to know to start finding your parts are the names of the Data General models you have.

As you'll see, the models are themselves organized by function. So you'll find all processor (CPU) models in one section, all magnetic peripherals in another, printers in the next, then CRTs, then cables.

Each part listed also has a Data General part number. This number, typically prefixed "002," "005," "118," or "119," is what we use to locate and ship your parts, so be sure to include it when you order.

If you're unsure about something, or have any questions, call us and let us help you figure out exactly what you need before you place your order.

Prices

We've inserted the current price listings in the pocket inside the back cover of this catalog. Prices can change, so call us for the most recent ones. Just dial the spare parts order number.

Table of Contents

Computers

ECLIPSE®

S/100 (7 slot)	5
AP/130	5
S/130	6
S/140	7
C/150	7
S/200, S/230, C/300 & C/330	8
S/250	9
M600	10
C/350	11
MV/4000™	11
MV/6000°	12
MV/8000°	12
Miscellaneous	13

NOVA®

2 (4 slot & 10 slot)	13
3	14
4/C	15
4/S, 4/X	15
800	16
820 (10 slot)	16
830 (17 slot)	16
840 (17 slot)	16
1200 (7 slot)	17
1200J (17 slot)	17
1210 (4 slot)	17
1220 (10 slot)	17

microNOVA®

9 and 18 slot	18
MP/100	18
MP/200	19
MP/100, MP/200 options	19
ENTERPRISE°	20
MPT Processors (6180, 6183, 6187, 6188)	20

Commercial Systems

CS5 (9480, 9486, 9487)	21
CS10 (9320, 9321, 9322, 9324)	21

CS20 (9172, 9173, 9174)	22
CS30 (9187, 9188)	22
CS40 (9131, 9132, 9133)	23
CS50 (9231, 9241)	23
CS60 (9166-9171, 9212-9216)	24
CS70 (9600, 9601, 9602, 9603, 9604)	24
CS100 (9810-9813, 9820-9825)	25
CS200 (9920-9938, 9940-9946)	25

Storage Devices

Disc Storage

Nova/Eclipse Single Diskette Subsystem (6097 A & B)	27
Diskette Subsystem (6030, 6031)	27
microNova Single Diskette Subsystem (6096 A, B & C)	28
2.5 Megabyte Cartridge Disk (4237, 4238)	28
10 Megabyte Cartridge (4234)	29
10 Megabyte Cartridge Disc Drive (6045, 6050)	30
20 Megabyte Cartridge Disc Drive (6070)	31
10 Megabyte Cartridge Disc Drive (microNova) (6095)	32
1 & 2 Megabyte Fixed Head Drive (6063, 6064)	32
5/15 Megabyte Disc Drive (6220-6227)	33
12.5 Megabyte Non-Removable Disc Drive (6098, 6099)	34
25 Megabyte Disc Drive (4057A)	35
12.5/25 Megabyte Non-Removable Disc Drive (6100, 6101)	36
12.5 Megabyte Non-Removable Disc Drive (6102)	37
25 Megabyte Non-Removable Disc Drive (6103, 6104, 6105)	38
50 Megabyte Disc Drive (6067)	39
96 Megabyte Disc Drive (4231A)	40
73/147 Megabyte Disc Drive (6161, 6160)	41
96/190 Megabyte Disc Drive (6060, 6061)	42
277 Megabyte Disc Drive (6122)	43
602 Megabyte Disc Drive (6214)	44
50 Megabyte Disc Drive (6234)	44

Tape Storage

Magnetic Tape Drive (4307) 45
 Magnetic Tape Drive (6020, 6021) 46
 Dual Mode Magnetic Tape Drive (6026) 47
 Dual Mode Magnetic Tape Drive (6027) 48
 Streaming Magnetic Tape Drive (6123, 6125) 49
 15 Megabyte Cartridge Tape Drive (6230, 6231) ... 49
 Magnetic Tape Drive (4196A) 50

Hard Copy Peripherals

Enhanced DASHER® LP2 Line Printer
 (6190, 6191, 6192) 53
 DASHER LP2 Line Printer (6073, 6074) 54
 DASHER TP2 Line Printer (6075, 6076, 6077, 6078) .. 54
 DASHER LP2 Line Printer (6086, 6087, 6088, 6089) .. 55
 Enhanced DASHER TP2 Line Printer (6193, 6194) ... 56
 Dot Matrix Printer (4422) 56
 300 Lines-Per-Minute Band Printer (4323-4328) 57
 Serial Matrix Printer (4034C, 4034D) 57
 300-Lines-Per-Minute Printer
 (4034G, 4034H, 4218, 4219) 58
 600 Lines-Per-Minute Printer (4215, 4216, 4217) 58
 900 Lines-Per-Minute Printer (4244) 59
 660 Lines-Per-Minute Printer (4245) 59
 Letter Quality Printer (4518, 4519) 60
 DASHER TP1 Printer (6040, 6041, 6042, 6043) 60
 1200 Lines-Per-Minute Band Printer (4373-4378) 61
 Paper Tape Reader (6013) 62
 Letter Quality Printer (4320-4322) 62
 600 Line-Per-Minute Band Printer (4363-4366) 63
 High Speed Matrix Printer
 (4353, 4354, 4355, 4356) 64

Display Terminals

DASHER D100 and D200 Display Terminal
 (6106, 6107, 6108, 6109) 67
 DASHER D1 and D2 Display Terminal (6052, 6053) .. 67
 DASHER D3 Display Terminal (6093) 68
 DASHER D4, D5 Display Terminal (6120, 6121) 68
 G300 Display Terminal (6150, 6151) 69

Cables and Connectors

Alpha Suffix: For Eclipse S/100, S/200,
 AP/130, C/150, S/200, S/230, C/300, C/330
 NOVA® 2, 3, 4, 820, 1220 71
 Alpha Suffix: For ECLIPSE S/250, C/350, S/140 72
 Alpha Suffix: For ECLIPSE M600 73
 Alpha Suffix: For NOVA 800, 1200, 830, 840 74
 Alpha Suffix: For ECLIPSE MV/6000, MV/8000 75
 Alpha Suffix: For microNOVA 76
 Alpha Suffix: For Integrated Systems (CSXX) 77
 Miscellaneous 78
 CPU Type Designators 79

Ordering by Mail 80
 Spare Parts Order Form (U.S.) 81
 Spare Parts Order Form (Canadian) 83

Special Section

EXTRA! Special Section on Data General Services ... 87
 Save Money on Your Next Spare Parts Order 87
 Product Repair Centers 87
 Hardware Model Upgrades 87
 REV-UP™ Hardware Subscriptions 88
 Maintenance Documentation 88
 Provisioning Documentation 88
 ON-CALL and PER-CALL Repair and
 Maintenance Services 89
 FREE Technical Information and Publications
 Service Manual 90
 FREE Education Services Course Planning Guide ... 91
 Directory of Data General's Sales & Service Offices ... 92
 United States 92
 Canada 92
 Give Us a Piece of Your Mind 94
 Reader Service Card 95
 Spare Parts Prices **Inside Back Cover**
 FREE Handy Reference Stickers and
 Rolodex Cards **Inside Back Cover**
 FREE Supplies and Accessories Catalog Offer
 **Back Cover**

ECLIPSE S/100

(7 Slot)

DGC Part Number	Description
--------------------	-------------

Console

005-1525	Main Console Assembly
----------	-----------------------

CPU

005-3165	Main CPU-1 PCB
005-2422	Main CPU-2 with Error Checking & Correction
005-2417	Main CPU-2 PCB

Memory

005-3171	8K Word Core Memory PCB with Error Checking & Correction
005-3172	8K Word Core Memory PCB

Power Supplies

005-3307	Power Supply PCB-Expansion Chassis
----------	------------------------------------

Hardware

005-2301	Hardware Mounting Kit-Expansion Chassis
123-217	Slide-Mainframe & Expansion Chassis (2 each required)

Miscellaneous

002-831	Switch Handle-Light Blue
002-1299	Switch Handle-Dark Blue
002-880	Rotary Knob
005-3823	I/O Bus Paddle Board Connector-Mainframe to Expansion Chassis
005-3446	Memory Only Terminator (A Side)
005-3448	Address Only Terminator (B Side)
005-3444	I/O Only Terminator (B Side)
005-3447	Memory, I/O Terminator (A Side)
110-65	Switch, Momentary
110-66	Switch, Maintaining
110-67	Switch, Selector
114-2	Lamps, Console
123-204	Switch Lock

Product Tools

005-438	Extender Board
005-5508	Extender Cables (2 required)

ECLIPSE AP/130

DGC Part Number	Description
--------------------	-------------

Console

005-7162	Main Console Assembly
----------	-----------------------

CPU

005-3165	Main CPU-1 PCB
005-8515	CPU-2 w/FIS, CIS, ERCC, WCS
005-9999	Array Processor PCB No. 1
005-10026	Array Processor PCB No. 2
005-10028	Array Processor PCB No. 3

Memory

005-12385	32K Word Semiconductor Memory PCB w/ERCC
005-12383	64K Word Semiconductor Memory PCB w/ERCC
005-12381	128K Word Semiconductor Memory PCB w/ERCC

Power Supplies

005-6393	Plug-In Type DC P/S Expansion Chassis
005-9997	Plug-In Type DC P/S Mainframe

Options

005-13885	MMPU 1 MOD 2 512KB
005-8027	Battery Backup PCB

Hardware

005-7444	Hardware Mounting Kit Expansion Chassis
123-1089	LH Slide Mainframe & Expansion Chassis (1 each required)
123-1090	RH Slide Mainframe & Expansion Chassis (1 each required)

Miscellaneous

002-880	Rotary Knob
002-831	Switch Handle-Light Blue
002-1299	Switch Handle-Dark Blue
005-3448	Address Only Terminator (Side B)
005-9067	Expansion Chassis Terminator
110-65	Switch, Momentary
110-66	Switch, Maintaining
110-67	Switch, Selector
114-2	Lamps, Console
115-121	Blower Tube-Axial
123-204	Switch Lock

Product Tools

005-438	Extender Board
005-5508	Extender Cables (2 required)
005-10653	Extension Cables (3 required)



ECLIPSE S/130

DGC Description
Part Number

Console

005-7162 Main Console Assembly

CPU

005-3165 Main CPU-1
005-8515 CPU-2 w/FIS CIS ERCC WCS
005-8517 CPU-2 w/FIS CIS ERCC
005-8523 CPU-2 w/FIS ERCC
005-8526 CPU-2 w/FIS
005-8529 CPU-2 w/CIS ERCC
005-8533 CPU-2 w/ERCC WCS
005-8535 Basic CPU-2 w/ERCC
005-8538 Basic CPU-2 PCB

Memory

005-9817 16K Word Core Memory PCB w/ERCC
005-12385 32K Word Semiconductor Memory PCB
w/ERCC
005-12383 64K Word Semiconductor Memory PCB
w/ERCC
005-12381 128K Word Semiconductor Memory
w/ERCC

Power Supplies

005-6393 Plug-In Type DC Power Supply-
Expansion Chassis
005-7181 Plug-In Type DC Power Supply-
Mainframe

Options

005-13885 MMPU 1 MOD 2 512KB
005-8027 Battery Backup PCB

Hardware

005-7444 Hardware Mounting Kit-Expansion
Chassis
123-1089 LH Slide-Mainframe & Expansion
Chassis (1 each required)
123-1090 RH Slide-Mainframe & Expansion
Chassis (1 each required)

DGC Description
Part Number

Miscellaneous

002-880 Rotary Knob
002-831 Switch Handle-Light Blue
002-1299 Switch Handle-Dark Blue
005-3448 Address Only Terminator (Side B)
005-9067 Expansion Chassis Terminator
110-65 Switch, Momentary
110-66 Switch, Maintaining
110-67 Switch, Selector
114-2 Lamps, Console
115-121 Blower Tube-Axial Fan
123-204 Switch Lock

Product Tools

005-438 Extender Board
005-5508 Extender Cables (2 each required)

ATI 5-21870
EATI 5-14420
3-11A 5-14404
12 5-3464

ECLIPSE S/140

ECLIPSE C/150

DGC Part Number	Description
-----------------	-------------

Console

005-14135 Console PCB

CPU

005-14270 ERCC PCB
 005-14492 CPU w/MAP
 005-14494 CPU w/MAP, CIS
 005-14496 CPU w/MAP, SFP
 005-14498 CPU w/MAP, CIS, SFP
 005-14500 CPU w/MAP, HFP
 005-14501 CPU w/MAP, CIS, HFP
 005-15633 ERCC/BMC PCB

Memory

005-12138 64K Word Memory w/ERCC
 005-12142 128K Word Memory w/ERCC
 005-19013 256K Word Memory w/ERCC
 005-19011 512K Word Memory w/ERCC

Power Supplies

005-18878 P/S w/o Battery Back Up
 005-18877 P/S w/Battery Back Up (OLD 12204)
 005-12076 Fan Unit.
 005-12429 VNR Chassis

Hardware

005-12068 Hardware Mounting Kit
 002-9455 Latch Guide Pin (included w/Mtg. kit)
 005-14210 Junction Pnl. Mtg. Kit (for additional 8 pos. panels)
 005-13768 Optional I/O Mounting Kit (for additional 5 paddle boards)
 005-13527 Optional I/O Mounting Kit (for additional 10 paddle boards)

Miscellaneous

005-12388 Floating Point Option PCB
 005-12073 Backpanel
 005-15361 Terminator A Side
 005-12439 Terminator B Side
 115-163 Fan
 109-455 Power Cord 60 HZ
 005-7093 Battery
 005-12080 Battery Kit (includes battery and hardware)
 005-12863 Margining Plug

Product Tools

005-438 Extender Board
 005-5508 Extender Cable (2 required)

DGC Part Number	Description
-----------------	-------------

Console

005-7162 Main Console Assembly

CPU

005-3165 CPU-1 PCB
 005-3553 I/O PCB 4075, 77, 78, 79
 005-12152 CPU-2 PCB
 005-12156 MMPU 1 PCB

Memory

005-9817 16K Word Core Memory PCB w/ERCC
 005-12385 32K Word MOS Memory w/ERCC
 005-12383 64K Word MOS Memory w/ERCC
 005-12381 128K Word MOS Memory w/ERCC
 005-19017 256K Word MOS Memory w/ERCC
 005-19015 512K Word MOS Memory w/ERCC

Power Supplies

005-7181 DC Power Supply

Hardware

005-7444 Hardware Mounting Kit-Expansion Chassis
 123-1089 LH Slide-Mainframe & Expansion (1 each required)
 123-1090 RH Slide-Mainframe & Expansion (1 each required)

Miscellaneous

002-880 Rotary Knob
 002-831 Switch Handle-Light Blue
 002-1299 Switch Handle-Dark Blue
 005-8027 Battery Backup PCB (MOS memory only)
 005-9067 Terminator Expansion Chassis
 005-13876 Address Only Terminator (B side)
 005-7084 Battery 6V (4 each)
 110-65 Switch, Momentary
 110-66 Switch, Maintaining
 114-2 Lamps
 115-121 Fan
 123-204 Switch, Lock

Product Tools

005-438 Extender Board
 005-5508 Extender Cables (2 required)

ECLIPSE S/200, S/230, C/300, and C/330 Series

DGC Description
Part Number

Console

005-1525 Main Console Assembly

CPU

005-3165 Main CPU-1 PCB
005-2422 Main CPU-2 with Error Checking & Correction (S/200 Series)
005-2417 Main CPU-2 PCB (S/200 Series)
005-3682 Extended CPU-2 with Error Checking & Correction (C/300 Series)
005-3680 Extended CPU-2 (C/300 Series)

Memory

005-3171 8K Word Core Memory PCB with Error Checking & Correction
005-3172 8K Word Core Memory PCB
005-9817 16K Word Core Memory PCB w/ERCC
005-12385 32K Word Semiconductor Memory w/ERCC
005-12383 64K Word Semiconductor Memory w/ERCC
005-12381 128K Word Semiconductor Memory w/ERCC

Power Supplies

005-2193 Power Supply PCB-Mainframe
005-3307 Power Supply PCB-Expansion Chassis

Options

005-3164 256K Byte MAP PCB
005-7859 512 Byte Memory Allocation & Protection PCB MMPU 1 PCB
005-3685 Floating Point Processor No. 1 PCB
005-3687 Floating Point Processor No. 2 PCB

Hardware

005-2264 Hardware Mounting Kit-Mainframe
005-2301 Hardware Mounting Kit-Expansion Chassis
123-217 Slide-Mainframe & Expansion Chassis (2 each required)

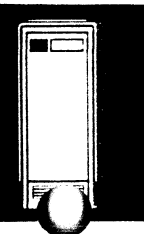
DGC Description
Part Number

Miscellaneous

002-880 Rotary Knob
002-831 Switch Handle-Light Blue
002-1299 Switch Handle-Dark Blue
005-3446 Memory Only Terminator (A Side)
005-3448 Address Only Terminator (B Side)
005-3444 I/O Only Terminator (B Side)
005-3447 Memory, I/O Terminator (A Side)
110-65 Switch, Momentary
110-66 Switch, Maintaining
110-67 Switch, Selector
114-2 Lamps, Console
115-121 Blower Tube-Axial
123-204 Switch Lock

Product Tools

005-438 Extender Board
005-5508 Extender Cable (2 required)
128-1441 Metric Box Open End Wrench
128-1448 Metric Handle Type Nut Driver



ECLIPSE S/250

DGC Part Number	Description
Console	
005-8610	Main Console Assembly
CPU	
005-3165	CPU-1 PCB
005-9566	CPU-2 FPU, CIS, WCS
005-9562	CPU-2 FPU, CIS
005-12118	CPU-2 FFP, CIS, WCS
005-12120	CPU-2, FFP, CIS
005-8628	CPU-3 PCB
005-8630	CPU-4 PCB
005-10055	MMPU 1 MOD 2 PCB
005-15586	HSC INTF PCB
005-8620	HSC PCB
005-9525	Memory Controller PCB
005-9527	Clock Distribution PCB
005-8626	Console Controller PCB

Memory

005-9817	16K Core Memory PCB w/ERCC
005-12381	128K MOS Memory w/ERCC
005-12383	64K MOS Memory w/ERCC
005-12385	32K MOS Memory w/ERCC

Power Supplies

005-8925	Power Controller
005-8904	12V Converter
118-655	+15V PWR/SUP 60 HZ
118-658	+5V PWR/SUP 60HZ


Hardware

005-13453	Junction Pnl. Kit (1-32)
005-13627	Hdwr. Mtg. Kit Paddle Boards

DGC Part Number	Description
Miscellaneous	
002-880	Rotary Knob
002-831	Switch Handle-Light Blue
002-1299	Switch Handle-Dark Blue
005-8033	System Clock Terminator
005-8086	Memory I/O Terminator (A Side)
005-8087	Address I/O Terminator (B Side)
005-15238	19" Blower
005-14576	Control Wing PCB (Battery Backup)
110-65	Switch, Momentary
110-66	Switch, Maintaining
118-624	Battery 6V (1 each)
123-1554	Battery 2V (8 each)
123-1558	Battery 8V (1 each)
123-1559	Battery 2V (4 each)

Product Tools

005-438	Extender Board
005-5508	Extender Cable (2 required)
128-1441	Metric Box Open End Wrench
128-1448	Metric Handle Type Nut Driver



ECLIPSE M 600

DGC Part Number	Description
-----------------	-------------

Console

005-8610	Main Console Assembly
----------	-----------------------

CPU

005-3165	CPU-1
005-12153	CPU-2 FPU, CIS, UCS
005-8628	CPU-3
005-8630	CPU-4
005-15586	High Speed Channel
005-9673	MMPU No. 1
005-8622	MMPU No. 2
005-8618	Memory Part Controller
005-8624	I/O Processor
005-8620	HSC PCB
005-8626	Console Controller PCB

Memory

005-9817	16K Core Memory w/ERCC
005-12381	128K MOS Memory w/ERCC
005-12383	64K MOS Memory w/ERCC
005-12385	32K MOS Memory w/ERCC

Power Supplies

005-8904	12V Converter
005-8925	Power Controller
118-655	+ 15V DC P/S 60 HZ
118-658	+ 5V DC P/S 60HZ

Hardware

005-13453	Junction Pnl. Kit (1-32)
005-13627	Hdwr. Mtg. Kit Paddle Boards


DGC Part Number	Description
-----------------	-------------

Miscellaneous

002-880	Rotary Knob
002-831	Switch Handle-Light Blue
002-1299	Switch Handle-Dark Blue
005-8033	System Clock Terminator
005-8034	Memory Only Terminator
005-8086	Memory I/O Terminator (Side A)
005-8087	Memory I/O Terminator (Side B)
005-9893	Comm. I/O Only Terminator (Side B)
005-14576	Control Wing PCB (Battery Backup)
110-65	Switch, Momentary
110-66	Switch, Maintaining
118-624	Battery 6V (1 each)
123-1152	Blower Filter 30"
123-1153	Blower Filter 19"
123-1554	Battery 2V (8 each)
123-1558	Battery 8V (1 each)
123-1559	Battery 2V (4 each)

Product Tools

005-438	Extender Board
005-5508	Extender Cable (2 required)
128-1441	Metric Box Open End Wrench
128-1448	Metric Handle Type Nut Driver



ECLIPSE S/350

ECLIPSE MV/4000

DGC Part Number	Description
--------------------	-------------

Console

005-8610 Console Assembly

CPU

005-3165 CPU-1 PCB
 005-12153 CUP-2 FPU, CIS, UCS
 005-8628 CPU-3 PCB
 005-8630 CPU-4 PCB
 005-15586 HSC INTF PCB
 005-9673 MMPU 1 MOD 2
 005-8620 HSC PCB
 005-9525 Memory Controller PCB
 005-9527 Clock Distribution PCB
 005-8626 Console Controller PCB

Memory

005-9817 16K Core Memory PCB w/ERCC
 005-12381 128K MOS Memory w/ERCC
 005-12383 64K MOS Memory w/ERCC
 005-12385 32K MOS Memory w/ERCC

Power Supplies

005-8925 Power Controller
 005-8904 12V Converter
 118-655 + 15V PWR/SUP 60 HZ
 118-658 + 5V PWR/SUP 60HZ

Hardware

005-13453 Junction Pnl. Kit (1-32)
 005-13627 Hdwr. Mtg. Kit Paddle Boards

Miscellaneous

002-880 Rotary Knob
 002-831 Switch Handle-Light Blue
 002-1299 Switch Handle-Dark Blue
 005-8033 System Clock Terminator
 005-8034 Memory Only Terminator
 005-8086 Memory I/O Terminator (A Side)
 005-8087 Address I/O Terminator (B Side)
 005-15238 19" Blower
 005-14576 Control Wing PCB (Battery Backup)
 110-65 Switch, Momentary
 110-66 Switch, Maintaining
 118-624 Battery 6V (1 each)
 113-1554 Battery 2V (8 each)
 113-1558 Battery 8V (1 each)
 123-1559 Battery 2V (4 each)

DGC Part Number	Description
--------------------	-------------

Console

005-18438 Front Panel PCB
 005-18672 Front Panel w/o PCB

CPU

005-18656 NCU PCB, Control Unit
 005-18658 NPU PCB, Processor Unit
 005-19219 Floating Point Unit

Memory

005-18660 512KB Universal Memory Module
 005-18664 2MB Universal Memory Module
 005-18666 1MB Universal Memory Module

Power Supplies

005-18681 Power Supply
 005-18436 VNR
 005-20141 UPS

Hardware


005-19199 Hardware Mounting Kit

Miscellaneous

005-18439 Fan Module
 005-18442 Backpanel

Options

005-18242 Battery Back Up w/o Battery Pack,
 Double Pwr.
 005-18243 Battery Back Up w/o Battery Pack, Single
 Pwr.
 005-18381 Battery Pack



ECLIPSE MV/6000

ECLIPSE MV/8000

DGC Part Number	Description
--------------------	-------------

Console

005-14135	Console PCB
005-14832	Console PCB (Expansion Chassis)

PCB

005-12840	Bank Controller PCB
005-12842	Instruction Processor PCB
005-12843	Micro Sequencer PCB
005-12844	ATU PCB
005-15677	ALU-1 PCB
005-16782	SCP PCB
005-17466	Channel PCB
005-17471	Cache PCB (Expansion Chassis)
005-15455	Load Board (I/O Chassis)
005-17374	Buss Repeater PCB

Memory

005-16552	256KW MOS Memory
-----------	------------------

Power Supplies

005-18327	P/S
005-18233	VNR PCB
005-18227	VNR EXPANSION CHASSIS

Miscellaneous

005-14289	Memory B Terminator
005-14291	System Clock Terminator
005-14293	C Port A
005-14295	C Port B
005-14297	I/O Port A
005-14299	I/O Port B
005-14301	Memory A
005-13406	I/O Expansion Chassis "A" Side Terminator
005-13407	I/O Expansion Chassis "B" Side Terminator
115-163	Fan
115-143	Blower

Options

005-18242	Battery Back Up w/o Battery Pack, Double Pwr.
005-18243	Battery Back Up w/o Battery Pack, Single Pwr.
005-18381	Battery Pack

DGC Part Number	Description
--------------------	-------------

CPU

005-3165	CPU PCB
005-10083	PCB SBC 601
005-12708	Controller PCB
005-12815	Floppy Disc
005-12834	Console Controller PCB
005-17466	Channel Prototype PCB
005-12840	Bank Controller PCB
005-17471	Cache PCB
005-12842	Instruction Processor PCB
005-12843	Micro Sequencer
005-12844	ATU PCB
005-13503	Switch Panel PCB
005-13508	VNR PCB
005-13630	IOP PCB
005-15172	Power Distribution PCB
005-17342	AMI 8 PCB
005-15677	ALU-1
005-16601	Hdwr. Fltg. Point Unit (8703)

Memory

005-16552	256KW MOS Memory
005-12839	128K Word MOS Memory
005-13821	16K Word MOS Memory (MP100)

Power Supplies

005-12818	P/S Multi Output
005-12819	P/S Single Output
005-13771	P/S PCB (Option)

Hardware

005-13627	Hdwr. Mtg. Kit Paddle Boards
-----------	------------------------------

Miscellaneous

DGC Part Number	Description
-----------------	-------------

Miscellaneous

005-8034	Memory Only Terminator (A Side)
005-8086	Memory I/O Terminator (A Side)
005-14289	Memory Terminator (B Side)
005-14291	System Clock Terminator
005-14293	C Port Terminator (A Side)
005-14295	C Port Terminator (B Side)
005-14297	I/O Port (A Side)
005-14299	I/O Port (B Side)
005-14301	Memory Terminator (B Side)
005-15695	I/O Terminator (B Side)
005-13500	Blower Assembly
005-13510	Battery Backup PCB
123-1152	Blower Filter

Product Tools

005-16837	Extender Board
-----------	----------------

ML 8000 II

2MB 5-17667 DATA DUAL IN LINE MEM BOARD
5-12840 BACK CONTROL BOARD

ML 10000

5-18664 2MB MEMORY
5-18666 1MB MEMORY

NOVA 2
(4 Slot) & (10 Slot)

DGC Part Number	Description
-----------------	-------------

Console

005-1901	Main Console Assembly (N2/4)
005-1773	Main Console Assembly (N2/10)
005-1774	Console PCB

CPU

005-3604	Main CPU with Power Monitor/ Auto Restart/Automatic Program Load
005-3603	Main PCB with Power Monitor/ Auto Restart
005-3605	Main PCB with Automatic Program Load
005-3102	Main CPU PCB

Memory

005-1762	8K Word Core Memory PCB
005-1799	16K Word Core Memory PCB

Power Supplies

005-1892	Back Panel/Power Supply- Mainframe (N2/4)
005-1716	Back Panel/Power Supply- Mainframe (N2/10)
005-1895	Power Fail Module (N2/4)
005-1717	Power Fail Module (N2/10)

Option

005-3103	Multiply/Divide PCB
005-3110	Floating Point Unit No. 1 PCB (N2/10)
005-3741	Floating Point Unit No. 2 PCB (N2/10)

Hardware


005-3182	Hardware Mounting Kit- Mainframe (N2/4)
005-3183	Hardware Mounting Kit- Mainframe (N2/10)
123-40	Slide (2 each required) (N2/4)
123-217	Slide (2 each required) (N2/10)

Miscellaneous

005-293	Lockswitch Assembly
005-1734	Bus Terminator PCB (N2/10)
110-35	Switch, Toggle 7101
110-36	Switch, Toggle 7105
110-37	Switch, Toggle 7205
114-2	Lamps, Console

Product Tools

005-438	Extender Board
---------	----------------



NOVA 3

DGC Part Number	Description	DGC Part Number	Description
Console		Hardware	
005-5861	Main Console Assembly	005-5858	4 Slot Hardware Mounting Kit- Mainframe
CPU		123-40	4 Slot Slides (2 each required)
005-6411	Main, CPU w/Automatic Program Load, Power Monitor, Auto Restart PCB	005-6460	12 Slot Hardware Mounting Kit- Mainframe
005-6420	Main CPU w/Automatic Program Load PCB	123-919	12 Slot Slides (2 each required)
005-5850	Main CPU PCB	005-7444	12 Slot Hardware Mounting Kit- Expansion Chassis
Memory		123-1089	12 Slot Slide LH-Expansion Chassis
005-15641	8K Word Semiconductor Memory PCB w/Parity	123-1090	12 Slot Slide RH-Expansion Chassis
005-15661	16K Word Semiconductor Memory PCB w/Parity	Miscellaneous	
005-15673	32K Word Semiconductor Memory PCB w/Parity	002-4280	Switch Handle-Dark Gold
005-15647	8K Word Semiconductor Memory PCB	002-4281	Switch Handle-Light Gold
005-15659	16K Word Semiconductor Memory PCB	002-4571	Console Yellow-Cowling (insert)
005-15671	32K Word Semiconductor Memory PCB	005-7084	6V Battery
005-5961	8K Word Core Memory PCB	005-9067	12 Slot Terminator-Expansion Chassis
005-5962	16K Word Core Memory PCB	110-65	Switch, Momentary
Power Supplies		110-66	Switch, Maintaining
005-6385	4 Slot Back Panel/Power Supply	114-2	Lamps, Console
005-6393	12 Slot Plug-In Type DC Power Supply	115-121	Blower Tube-Axial (Fan)
Option		123-204	Switch, Lock
005-6029	Battery Backup PCB	Product Tools	
005-6709	Main Memory Management Unit PCB	005-438	Extender Board
005-6710	Parity PCB		
005-6711	Multiply/Divide PCB		
005-6712	Memory Management Unit, Multiply/Divide PCB		
005-6715	Memory Management Unit, Multiply/Divide, Parity PCB		
005-7837	Memory Protection Unit, Multiply/Divide, Parity PCB		
005-7839	Memory Protection Unit PCB		
005-7841	Memory Protection Unit, Multiply/Divide PCB		
005-7843	Memory Protection Unit, Parity PCB		
005-7949	Floating Point Unit No. 1 PCB		
005-3741	Floating Point Unit No. 2 PCB		

NOVA 4/C

NOVA 4/S, 4/X

DGC Part Number	Description
-----------------	-------------

Console

005-14135	Console PCB
-----------	-------------

CPU

005-13554	CPU w/16K Word Memory
005-13553	CPU w/16K Word Memory & Real Time Clock
005-13552	CPU w/16K Word Memory & Multiply/Divide
005-13551	CPU w/16K Word Memory, Real Time Clock & Multiply/Divide
005-13550	CPU w/32K Word Memory
005-13549	CPU w/32K Word Memory & Real Time Clock
005-13548	CPU w/32K Word Memory & Multiply/Divide
005-13547	CPU w/32K Word Memory, Real Time Clock & Multiply/Divide

Power Supplies

005-13768	5 Slot Optional I/O Mounting Kit (for additional 5 paddle boards)
005-12404	5 Slot Power Supply
005-12406	5 Slot Power Supply (see 005-16786 for battery backup)
005-18878	16 Slot Power Supply
005-18877	16 Slot Power Supply w/Battery Backup
005-12429	16 Slot VNR Chassis

Hardware

005-13527	16 Slot Optional I/O Mounting Kit (for additional 10 paddle boards)
-----------	---

Miscellaneous

002-878	Switch, Rocker
005-16786	5 Slot Battery Kit (includes battery & hardware)
005-12402	5 Slot Back Panel
005-12080	16 Slot Battery Kit (includes battery & hardware)
005-7093	16 Slot Battery
005-12073	16 Slot Back Panel
005-12863	Margining Plug
110-65	Switch, Maintaining
110-255	Switch, Momentary
115-121	5 Slot Fan
115-163	16 Slot Fan

DGC Part Number	Description
-----------------	-------------

Console

005-14135	Console PCB
-----------	-------------

CPU

005-12786	CPU PCB with M/D (4S only)
005-12787	CPU PCB (4S only)
005-12785	CPU PCB with MAP (4X only)
005-12067	CPU PCB with M/D & MAP (4X only)
005-12373	Floating Point Unit (16 slot only)

Memory

005-12128	16K Word Memory (4S or X)
005-12132	32K Word Memory (4X only)
005-12136	64K Word Memory (4X only)
005-12140	128K Word Memory (4X only)

Power Supplies

005-12404	5 Slot Power Supply
005-12406	5 Slot Power Supply (see 005-16786 for battery backup)
005-18878	16 Slot Power Supply
005-18877	16 Slot Power Supply w/Battery Backup
005-12429	16 Slot VNR Chassis


5-12061
5-12064

Hardware

005-13768	5 Slot Optional I/O Mounting Kit (for additional 5 paddle boards)
005-12068	16 Slot Hardware Mounting Kit
005-13527	16 Slot Optional I/O Mounting Kit (for additional 10 paddle boards)

Miscellaneous

005-878	Switch, Rocker
005-16786	5 Slot Battery Kit (includes battery and hardware)
005-12402	5 Slot Back Panel
005-12080	16 Slot Battery Kit (includes battery and hardware)
005-7093	16 Slot Battery
005-12073	16 Slot Back Panel
005-12863	Margining Plug
110-65	Switch, Maintaining
110-255	Switch, Momentary
115-121	5 Slot Fan
115-163	16 Slot Fan



NOVA 800 (7 Slot), 820 (10 Slot), 830 (17 Slot), 840 (17 Slot)

DGC Description
Part Number

Console

005-683 Main Console Assembly (7 slot only)
005-328 Main Console Assembly
005-1774 Console PCB

CPU

005-5283 Main CPU-1 PCB with Power
Monitor/Auto Restart (830 only)
005-3600 Main CPU-1 PCB with Power
Monitor/Auto Restart
005-3094 Main CPU-1 PCB
005-3601 Main CPU-2 PCB with Multiply/Divide,
Automatic Program Load
005-3602 Main CPU-2 PCB with Automatic
Program Load
005-3095 Main CPU-2 PCB

Memory

005-1611 8K Word Core Memory PCB
005-5242 16K Word Core Memory PCB (N830 only)

Power Supplies

005-1931 Main Power Supply-Mainframe (800 only)
005-1926 (Upper) 17 Slot Dual +5V Power Supply-
Mainframe (800 only)
005-828 Back Panel/Power Supply-Mainframe
(N820 only)
005-773 Power Fail Module (N820 only)
005-3027 Main Power Supply-Mainframe
(N830 & 840)
005-3028 Dual +5V Power Supply-Mainframe
(N830 & 840)

Options

005-3110 Floating Point Unit No. 1 PCB
005-3741 Floating Point Unit No. 2 PCB
005-3111 Memory Management and Protection
Unit PCB (N830 & 840 only)

DGC Description
Part Number

Hardware


005-3097 Hardware Mounting Kit-Mainframe
005-3182 Hardware Mounting Kit-Mainframe
(N820 only)
123-40 Slides-Expansion Chassis (except 820)
123-80 Slides-Mainframe (2 each required)

Miscellaneous

005-293 Lockswitch Assembly
110-35 Switch, Toggle 7101
110-36 Switch, Toggle 7105
110-37 Switch, Toggle 7205
114-2 Lamps, Console

Product Tools

005-438 Extender Board



NOVA 1200 (7 Slot), 1200J (17 Slot), 1210 (4 Slot), 1220 (10 Slot)

DGC Part Number	Description
Console	
005-683	Main Console Assembly (7 slot & 4 slot only)
005-328	Main Console Assembly (17 slot & 10 slot only)
005-1774	Console PCB
CPU	
005-3598	Main CPU PCB with Power Monitor/Auto Restart/Automatic Program Load
005-3597	Main CPU PCB with Power Monitor/Auto Restart
005-3599	Main CPU PCB with Automatic Program Load
005-3101	Main CPU PCB
Memory	
005-3235	4K Word Core PCB
005-1514	8K Word Core PCB
005-1383	16K Word Core PCB
Power Supplies	
005-1931	Standard Power Supply (7 slot only)
005-1926	(Upper) Dual +5V Power Supply-Mainframe (17 slot only)
005-663	Back Panel/Power Supply-Mainframe (4 slot only)
005-828	Back Panel/Power Supply-Mainframe (10 slot only)
005-773	Power Fail Module (all)
Options	
005-3282	Multiply/Divide PCB (except 4 slot)
005-3110	Floating Point Unit No. 1 PCB
005-3741	Floating Point Unit No. 2 PCB
Hardware	
005-3097	Hardware Mounting Kit-Mainframe (7 slot & 17 slot)
005-3182	Hardware Mounting Kit-Mainframe (4 slot & 10 slot)
123-40	Slide (2 each required) (7 slot & 4 slot)
123-80	Slide (2 each required) (17 slot & 10 slot)

DGC Part Number	Description
Miscellaneous	
005-293	Lockswitch Assembly
110-35	Switch, Toggle 7101
110-36	Switch, Toggle 7105
110-37	Switch, Toggle 7205
114-2	Lamps, Console

Product Tools

005-438	Extender Board
---------	----------------

TTY RELAY
5-44

microNOVA (9 and 18 Slot)

DGC Part Number	Description
--------------------	-------------

Console

005-8570	Front Panel w/P Hand Held Console
005-7026	Front Panel Recessed for H/H Console

CPU

005-7101	CPU w/4K
005-7519	CPU w/4K & APL
005-7516	CPU w/4K, APL, & EMC

Memory

005-7103	Mem. 4K RAM 8572
005-9993	Mem. 8K RAM 8573
005-7253	Mem. 4K w/PROM 8570

Power Supplies

005-7039	Power Supply PCB-No Battery Backup <i>7035</i>
005-7124	Power Supply PCB-Battery Backup

Options

005-7121	GP Interface PCB/Pins
005-7105	Async. Cont. PCB
005-7478	Async. Cont. w/Console Debug
005-8443	Real Time Clock PCB
005-8440	Printer Controller & RTC PCB
005-9661	High Speed Data Channel Interface PCB
005-9665	High Speed Data Channel Controller PCB
005-7042	Hand Held Console w/Cable
005-7115	Hand Held Console Controller PCB
005-13983	Communication Controller PCB
005-9652	Sync. Communication Interface PCB
005-9656	Async. Communication MUX PCB
005-13985	Cyclic Redundancy Check PCB

Hardware

005-5762	Hardware Mounting Kit-Diskette System
005-7029	Hardware Mounting Kit-Mainframe

Miscellaneous

002-6111	Card Puller
005-7031	Card Cage
005-7109	Adapter PCB for 6038, 6039
005-7506	Terminator Adapter Cable (4207)
005-7507	I/O Buss Cable
005-8152	Terminator
005-8454	Connector Cable Kit
005-7093	Battery
110-291	Rotary Switch, Console
115-121	Blower Tube Axial
123-204	Switch Lock

microNOVA MP/100

DGC Part Number	Description
--------------------	-------------

Product Tools

005-13526	Extender Board
-----------	----------------

Console

005-12558	Control Panel
-----------	---------------

CPU

005-12568	CPU PCB
-----------	---------

Memory

005-11970	16KB PROM PCB
005-12774	8KB RAM/32KB EPROM Memory
005-12776	32KB RAM/32KB EPROM Memory
005-12819	8K Word Semiconductor Memory
005-13821	16K Word Semiconductor Memory
005-13823	32K Word Semiconductor Memory

Power Supplies

005-12548	Power Supply PCB
-----------	------------------

Options

005-13975	PCB Real Time Clock
005-13977	PCB Paper Tape Reader
005-13979	PCB Real Time Clock & Paper Tape Reader
005-13981	PCB Line Printer Controller
005-13983	PCB Communication Controller
005-13985	PCB CRC Controller
005-12581	Battery Backup PCB

Hardware

005-12564	Hardware Mounting Kit
-----------	-----------------------

Miscellaneous

002-878	Switch, Rocker
005-8152	Terminator
005-7506	Terminator Adapter Cable 12"
005-7093	Battery (2 each)
005-12556	4 Slot Back Panel
005-12576	8 Slot Back Panel
110-65	Switch, Momentary
110-66	Switch, Maintaining
115-151	Fan

Product Tools

005-13526	Extender Board
-----------	----------------

microNOVA MP/200

MP/100 MP/200
Options

DGC Part Number	Description
--------------------	-------------

Console

005-12558 Control Panel

CPU005-12549 CPU PCB
005-12561 Basic Controller PCB**Memory**005-13860 8K Word Memory PCB
005-13862 16K Word Memory PCB
005-13864 32K Word Memory PCB**Power Supplies**

005-12548 Power Supply PCB

Options005-13975 PCB Real Time Clock
005-13977 PCB Paper Tape Reader
005-13979 PCB Real Time Clock & Paper
Tape Reader
005-13981 PCB Line Printer Controller
005-13983 PCB Communication Controller
005-13985 PCB CRC Controller
005-12581 Battery Backup PCB**Hardware**

005-12564 Hardware Mounting Kit

Miscellaneous002-878 Switch, Rocker
005-8152 Terminator
005-7506 Terminator Adapter Cable 12"
005-7093 Battery (2 each)
005-12556 4 Slot Back Panel
005-12576 8 Slot Back Panel
110-65 Switch, Momentary
110-66 Switch, Maintaining
115-151 Fan**Product Tools**005-13526 Extender Board
005-14389 Cassette Adpt. Plug

DGC Part Number	Description
--------------------	-------------

005-13951 Async. Interface
005-13955 A to D Converter Assy. I/O
005-13957 A to D Converter Assy. +1-5V
005-13959 A to D Converter Assy. 0-5V
005-13961 A to D Converter Assy. 0-10V
005-13963 Gen. Purp. Intf. Assy.
005-13965 Gen. Purp. w/Pins
005-13967 D to A Converter Assy. +1-10V
005-13969 D to A Converter Assy. +1-5V
005-13971 D to A Converter Assy. 0-5V
005-13973 D to A Converter Assy. 0-10V
005-13987 Digital I/O Assy.
005-14485 microNOVA Async. Multiplexor
005-14487 microNOVA Sync. Line Control

5-13185 COMM CONTROLLER

5-21372

ENTERPRISE

MPT 80, 83, 87, 100 Processors (6180, 6183, 6187, 6188)

DGC Description
Part Number

PCB

005-16574 Main PCB

Mechanical Assembly

005-14520 Power Supply Control PCB
005-14420 Keyboard
005-15163 Mini Floppy
005-16799 CRT/Yoke Assembly
115-182 Fan
118-1232 Alignment Diskette

Supplies

005-16793 (1282A)-Carton of Ten (10)
Formatted Diskettes (.358MB)
(1282B)-Five (5) Cartons of Ten (10)
Formatted Diskettes (.358MB)

Miscellaneous Cables

005-14541 PCB to Keyboard CA
Standard Length-5'
005-14675 Power Cord 110V
Standard Length-8'

DGC Description
Part Number

PCB

005-16624 Main Logic W/O Floppy
005-16066 Main Logic W/Floppy
005-16574 Main PCB (6188)

Mechanical Assembly


005-14520 Power Supply Control PCB
005-14420 Keyboard
005-15163 Mini Floppy
005-16799 CRT/Yoke Assembly
005-16722 Loopback Plug
115-182 Fan
123-1742 Drive Belt, Qume
123-1743 Drive Belt, Tandon

Supplies

005-16793 (1282A)-Carton of Ten (10)
Formatted Diskettes (.385MB)
(1282B)-Five (5) Cartons of Ten (10)
Formatted Diskettes (.358MB)
(1282C)-Fifty (50) Cartons of Ten (10)
Formatted Diskettes (.358MB)

Miscellaneous Cables

005-14541 PCB to Keyboard CA
Standard Length-5'
005-14675 Power Cord 110V
Standard Length-8'



CS/5 System (9480, 9486, 9487)

CS/10 System (9320, 9321, 9322, 9324)

DGC Part Number	Description
--------------------	-------------

PCB

005-16574	Main PCB
005-14520	P/S Control PCB

Miscellaneous

005-14420	Keyboard
005-16799	CRT/Yoke Assembly
115-182	Fan
123-1553	Audio Transducer
123-1742	Belt Tandon
123-1743	Drive Qume

Supplies

005-16793	(1282A)-Carton of Ten (10) Formatted Diskettes (.358MB)
	(1282B)-Five (5) Cartons of Ten (10) Formatted Diskettes (.358MB)

Miscellaneous Cables

005-14541	CA, P/S to Keyboard
005-14542	CA, Disc Harness
005-14675	Power Cord

DGC Part Number	Description
--------------------	-------------

PCB

005-12708	Diskette Controller PCB
005-14707	IPM1 PCB
005-15626	Async. Combo Mux PCB
005-15629	Bank Selector 2 PCB
005-15693	IPM 1 2KW PCB
005-15735	Sync. Communications PCB
005-16001	IPM 2 A PCB

Power Supplies

005-14703	Power Supply
-----------	--------------

Miscellaneous

005-14705	Back Panel
005-18220	Keyboard
110-463	Power Switch
118-1263	Video Monitor

Product Tools

005-16056	Extender Board
005-15736	MUX Combo Test Plug

Cables

005-15737	MUX Combo CA
005-15197	Keyboard CA
005-14741	Power CA
005-14742	Disc Extension CA

CS/20 System (9172, 9173, 9174)

DGC Part Number	Description
CPU	
005-9828	CPU PCB (microNOVA)
Memory	
005-9820	32K MOS Memory (microNOVA)
Controller	
005-7109	Floppy Controller
005-8643	P/S Controller
PCB	
005-8649	Video PCB
005-8712	Backplane PCB
005-8815	Sync I/O PCB
005-12146	Diagnostic ROM/PROM PCB
Power Supplies	
005-8643	Power Supply
005-8645	P/S PCB
Miscellaneous	
005-6743	Complete Keyboard Assembly
005-8647	Accessory Panel
005-8708	Fan Assembly
005-8711	Switch Assembly
104-143	Prep Transformer Assembly
118-452	Keyboard
118-519	Video Monitor
Product Tools	
005-13526	Extender Board

CS/30 System (9187, 9188)

DGC Part Number	Description
CPU	
005-12568	CPU PCB
Memory	
005-13819	16KB RAM Memory PCB
005-13823	64KB RAM Memory PCB
005-14376	64KB RAM Memory PCB
Controller	
005-13981	LP Controller PCB
005-13983	Communications Controller PCB
PCB	
005-9652	Synchronous PCB
005-9656	4-L ALM PCB
005-12548	P/S PCB
005-12558	Contl. Panel PCB
005-13801	Bank Selector PCB
005-13807	RPD PCB
Miscellaneous	
005-9346	Sync. Test Plug
005-9348	Async. Test Plug
005-9349	
005-9350	
005-9351	
005-9352	
005-9353	
005-9354	
005-9355	
005-9356	
005-9357	
005-9358	
005-9359	
005-9360	
005-9361	
005-9362	
005-9363	
005-9364	
005-9365	
005-9366	
005-9367	
005-9368	
005-9369	
005-9370	
005-9371	
005-9372	
005-9373	
005-9374	
005-9375	
005-9376	
005-9377	
005-9378	
005-9379	
005-9380	
005-9381	
005-9382	
005-9383	
005-9384	
005-9385	
005-9386	
005-9387	
005-9388	
005-9389	
005-9390	
005-9391	
005-9392	
005-9393	
005-9394	
005-9395	
005-9396	
005-9397	
005-9398	
005-9399	
005-9400	
005-9401	
005-9402	
005-9403	
005-9404	
005-9405	
005-9406	
005-9407	
005-9408	
005-9409	
005-9410	
005-9411	
005-9412	
005-9413	
005-9414	
005-9415	
005-9416	
005-9417	
005-9418	
005-9419	
005-9420	
005-9421	
005-9422	
005-9423	
005-9424	
005-9425	
005-9426	
005-9427	
005-9428	
005-9429	
005-9430	
005-9431	
005-9432	
005-9433	
005-9434	
005-9435	
005-9436	
005-9437	
005-9438	
005-9439	
005-9440	
005-9441	
005-9442	
005-9443	
005-9444	
005-9445	
005-9446	
005-9447	
005-9448	
005-9449	
005-9450	
005-9451	
005-9452	
005-9453	
005-9454	
005-9455	
005-9456	
005-9457	
005-9458	
005-9459	
005-9460	
005-9461	
005-9462	
005-9463	
005-9464	
005-9465	
005-9466	
005-9467	
005-9468	
005-9469	
005-9470	
005-9471	
005-9472	
005-9473	
005-9474	
005-9475	
005-9476	
005-9477	
005-9478	
005-9479	
005-9480	
005-9481	
005-9482	
005-9483	
005-9484	
005-9485	
005-9486	
005-9487	
005-9488	
005-9489	
005-9490	
005-9491	
005-9492	
005-9493	
005-9494	
005-9495	
005-9496	
005-9497	
005-9498	
005-9499	
005-9500	
005-9501	
005-9502	
005-9503	
005-9504	
005-9505	
005-9506	
005-9507	
005-9508	
005-9509	
005-9510	
005-9511	
005-9512	
005-9513	
005-9514	
005-9515	
005-9516	
005-9517	
005-9518	
005-9519	
005-9520	
005-9521	
005-9522	
005-9523	
005-9524	
005-9525	
005-9526	
005-9527	
005-9528	
005-9529	
005-9530	
005-9531	
005-9532	
005-9533	
005-9534	
005-9535	
005-9536	
005-9537	
005-9538	
005-9539	
005-9540	
005-9541	
005-9542	
005-9543	
005-9544	
005-9545	
005-9546	
005-9547	
005-9548	
005-9549	
005-9550	
005-9551	
005-9552	
005-9553	
005-9554	
005-9555	
005-9556	
005-9557	
005-9558	
005-9559	
005-9560	
005-9561	
005-9562	
005-9563	
005-9564	
005-9565	
005-9566	
005-9567	
005-9568	
005-9569	
005-9570	
005-9571	
005-9572	
005-9573	
005-9574	
005-9575	
005-9576	
005-9577	
005-9578	
005-9579	
005-9580	
005-9581	
005-9582	
005-9583	
005-9584	
005-9585	
005-9586	
005-9587	
005-9588	
005-9589	
005-9590	
005-9591	
005-9592	
005-9593	
005-9594	
005-9595	
005-9596	
005-9597	
005-9598	
005-9599	
005-9600	
005-9601	
005-9602	
005-9603	
005-9604	
005-9605	
005-9606	
005-9607	
005-9608	
005-9609	
005-9610	
005-9611	
005-9612	
005-9613	
005-9614	
005-9615	
005-9616	
005-9617	
005-9618	
005-9619	
005-9620	
005-9621	
005-9622	
005-9623	
005-9624	
005-9625	
005-9626	
005-9627	
005-9628	
005-9629	
005-9630	
005-9631	
005-9632	
005-9633	
005-9634	
005-9635	
005-9636	
005-9637	
005-9638	
005-9639	
005-9640	
005-9641	
005-9642	
005-9643	
005-9644	
005-9645	
005-9646	
005-9647	
005-9648	
005-9649	
005-9650	
005-9651	
005-9652	
005-9653	
005-9654	
005-9655	
005-9656	
005-9657	
005-9658	
005-9659	
005-9660	
005-9661	
005-9662	
005-9663	
005-9664	
005-9665	
005-9666	
005-9667	
005-9668	
005-9669	
005-9670	
005-9671	
005-9672	
005-9673	
005-9674	
005-9675	
005-9676	
005-9677	
005-9678	
005-9679	
005-9680	
005-9681	
005-9682	
005-9683	
005-9684	
005-9685	
005-9686	
005-9687	
005-9688	
005-9689	
005-9690	
005-9691	
005-9692	
005-9693	
005-9694	
005-9695	
005-9696	
005-9697	
005-9698	
005-9699	
005-9700	
005-9701	
005-9702	
005-9703	
005-9704	
005-9705	
005-9706	
005-9707	
005-9708	
005-9709	
005-9710	
005-9711	
005-9712	
005-9713	
005-9714	
005-9715	
005-9716	
005-9717	
005-9718	
005-9719	
005-9720	
005-9721	
005-9722	
005-9723	
005-9724	
005-9725	
005-9726	
005-9727	
005-9728	
005-9729	
005-9730	
005-9731	
005-9732	
005-9733	
005-9734	
005-9735</	

CS/40 System (9131, 9132, 9133)

CS/50 System (9231, 9241)

DGC Part Number	Description
--------------------	-------------

CPU

005-6411	CPU w/Automatic Program Load, Power Monitor, Auto Restart
----------	--

Memory

005-10674	32K Semiconductor Memory
-----------	--------------------------

PCB

005-7843	MPU PCB w/Parity
005-8599	Combo.PCB
005-9026	SLM PCB
005-6029	Battery Backup PCB
005-9067	Terminator

DGC Part Number	Description
--------------------	-------------

Console

005-14135	Console PCB
-----------	-------------

CPU

005-12787	CPU PCB (4/S)
005-12785	CPU PCB (4/X)

Memory

005-12132	64KB Memory PCB
005-12136	128KB Memory PCB
005-12140	256KB Memory PCB

Controller

005-3132	Controller PCB (6021)
005-8584	Controller PCB (6026)
005-5799	Zebra Controller PCB
005-8527	Gemini Controller PCB
005-13734	Star Controller PCB
005-3982	10MB Controller PCB
005-8096	Printer Controller (DCH) PCB

PCB

005-8599	Combo MUX PCB
005-9026	SLM PCB
005-6538	Data Channel Intf. PCB
005-6139	Zebra Adapter PCB No. 1
005-6140	Zebra Adapter PCB No. 2

Power Supplies

005-12064	P/S w/Battery Backup
-----------	----------------------

Miscellaneous

005-12073	B/P
005-12076	Fan Module
005-12429	VNR Assembly
005-15361	Terminator (A Side)
005-12439	Terminator (B Side)
005-12863	Margin Plug
005-7093	Battery Assembly
005-8597	Plug Panel
115-163	Fan

CS/60 System (9166-9171, 9212-9216)

DGC Part Number	Description
--------------------	-------------

Console

005-1525	Main Console Assembly
----------	-----------------------

CPU

005-3165	CPU 1 PCB
005-8535	CPU 2 W/ERCC

Memory

005-7425	32KW SC Memory
----------	----------------

Controller

005-3132	Controller PCB (6021)
005-3982	10MB Controller PCB
005-5799	Zebra Controller PCB
005-8584	Controller PCB (6026)
005-8927	20MB Disc Controller

PCB

005-8599	Combo MUX PCB
005-9026	SLM PCB
005-6538	Data Channel Interface PCB
005-7172	MMPU 1 PCB

Power Supplies

005-9997	P/S
----------	-----

Miscellaneous

005-8027	Battery Back Up
005-8128	Backpanel
005-8597	Plug Panel
005-9067	I/O Terminator

Product Tools

005-9436	SBS Combo Test Plug
005-9438	SBS Current Loop
005-9341	SBS SLM Test Plug
005-9347	ACU Test Plug
005-9351	Combo Board Test Plug

CS/70 System (9600, 9601, 9602, 9603, 9604)

DGC Part Number	Description
--------------------	-------------

CPU

005-14492	CPU Mapped PCB
005-14270	ERCC PCB

Memory

005-12138	128KB Memory PCB
005-12142	256KB Memory PCB

Controller

005-3132	Controller PCB (6021)
005-8584	Controller PCB (6026)
005-5799	Zebra Controller PCB
005-8927	Gemini Controller PCB
005-13723	Star Controller PCB
005-3982	10MB Controller PCB
005-8096	DCH Printer Controller PCB

PCB

005-8599	Combo MUX PCB
005-9026	SLM PCB
005-6538	Data Channel Interface PCB
005-6139	Zebra Adpt. PCB No. 1
005-6140	Zebra Adpt. PCB No. 2

Power Supplies

005-12064	P/S w/Battery Backup
-----------	----------------------

Hardware

005-13768	I/O Bracket Mounting Kit (for additional 5 paddle boards)
005-13527	I/O Bracket Mounting Kit (for additional 10 paddle boards)

Miscellaneous

005-12065	Front Panel
005-12076	Fan Module
005-12080	Battery Kit
005-12429	VNR Assembly
005-15361	Terminator (A Side)
005-12439	Terminator (B Side)
115-163	Fan

Cables

005-12472	G/P I/O Paddle Board CA
005-9029	Combo to Plug Panel
005-12489	Power Interface

CS/100 System
(9810-9813, 9820-9825)

5/20

CS/200 System
(9920-9938, 9940-9946)

5/140

DGC Description
Part Number

Front Panel

- 005-12464 Front Panel Assembly
- 005-12566 Blank Front Panel Assembly

Memory

- 005-18375 128KB Memory PCB *64KW*
- ~~005-19537~~ *512KB Memory PCB 256KW*

PCB

- 005-12558 Control Panel PCB
- 005-12576 Backplane PCB
- 005-12581 Battery Back Up PCB
- 005-17609 CPU PCB W/FFP

Power Supplies

- 005-12548 P/S *OLD # EXP. CHASSIS*
- ~~005-16836~~ *P/S DA 211 5-19561*

Miscellaneous

- 005-7093 Battery
- 005-8152 Terminator
- 110-372 Switch
- 110-377 Relay
- 115-151 Fan

Cables

- 005-12580 BBU Cable
- 005-12784 I/O Buss Link
- 005-13872 Exp. Chassis Rem. Turn On CA
- 005-13897 Exp. Chassis Internal Cable

5-19538 MEM 128KW

5-13883 COMM CTRL

5-14485 4 LINE ASYNC MUX

5-19394 BINC

5-19424 BINC I

DGC Description
Part Number

Console

- 005-14135 Console
- 005-12464 Front Panel Assembly-5 Slot
- 005-12065 Blank Front Panel

CPU

- 005-17624 CPU PCB w/256KB Memory
- 005-17626 CPU PCB w/512KB Memory
- 005-14270 ERCC PCB
- 005-14498 S140 CPU w/MAP, FFP, CIS-16 Slot

Memory

- 005-12142 S140 256KB Memory PCB

Power Supplies

- 005-12404 P/S w/o Battery Backup-5 Slot
- 005-18878 P/S w/o Battery Backup
- 005-18877 P/S w/Battery Backup
- 005-12429 VNR Assembly

Miscellaneous

- 005-12080 Battery Backup Kit
- 005-12076 Fan Assembly-16 Slot
- 005-12398 Fan Assembly-5 Slot
- 005-12439 Terminator B Side-16 Slot
- 005-15361 Terminator A Side-16 Slot
- 005-13932 Terminator A Side-5 Slot
- 005-13933 Terminator B Side-5 Slot
- 115-120 Fan 5 Slot
- 115-163 Fan 16 Slot

Cables

- 005-12082 Battery Int. Cable 16 Slot
- 005-12489 Internal Power Cable
- 005-12863 Margining Plug

5-19013 256KB ERCC

5-19011 512KB ERCC



NOVA/ECLIPSE Single Diskette Subsystem (6097A & B)

Diskette Subsystem (6030, 6031)

DGC Description
Part Number

DGC Description
Part Number

PCB

005-13923 Star PCB

Power Supplies

005-13464 Power Supply

Miscellaneous

005-12719 Flexible Disc Drive

005-12728 Console Switch

113-10 Fuse 3A 250V

115-151 Fan

Internal Cables

005-1802 General Purpose Paddle Board CA
CPU Designator-B

005-12496 General Purpose Paddle Board CA
CPU Designator-C

005-12472 General Purpose Paddle Board CA
CPU Designator-D

External Cables *

005-13637 I/O 2 Floppy/CPU
Standard Length-10'
Maximum Length-10'

Miscellaneous Cables *

005-8356 Extension CA Grounding Strap 10'

Controller

005-3982 Main Controller

5-5769

DRIVE

PCB-Drive

005-5873 Adapter PCB-1 Drive (6031 Only)

005-5874 Adapter PCB-2 Drive (6030 Only)

005-5907 Power Supply PCB

116-239 Flexible Disc PCB

Mechanical Assembly

005-5767 Terminator PCB

002-4329 Drive Belt

Hardware

005-5762 Hardware Mtg. Kit

123-217 Slides (2 each required)

Tools

118-518 Head Alignment Tool

128-784 Outer Stop Gauge

128-785 Inner Stop Gauge

Supplies

005-6109 (1098A)-One Carton-Ten (10)
Preformatted Diskettes (.315MB)
(1098B)-Five Cartons-Fifty (50)
Preformatted Diskettes (.315MB)

Internal Cables *

005-469 Internal Back Panel 50 Pin Connector CA
CPU Designator-A

005-1802 General Purpose Paddle Board CA
CPU Designator-B

005-12496 General Purpose Paddle Board CA
CPU Designator-C


005-12472 General Purpose Paddle Board CA
CPU Designator-D

External Cables *

005-3696 CPU to Adpt CA
CPU Designator-A
Standard Length-10'
Maximum Length-30'

005-2208 CPU to Adpt CA
CPU Designator-B, C, D
Standard Length-10'
Maximum Length-50'

*See page 79 for CPU Type



microNOVA Single Diskette Subsystem (6096A, B & C)

DGC Part Number	Description
--------------------	-------------

Controller

005-12708	Controller PCB
-----------	----------------

Power Supplies

005-13464	Power Supply
-----------	--------------

Miscellaneous

005-12719	Flexible Disc Drive
005-12728	Console Switch
113-10	Fuse 3A 250V
115-151	Fan

Cables

005-12705	(A, B) CPU I/O CA 8'
005-8356	Ext. CA Grounding Strap 10'
005-12732	(C) Daisy Chain CA 14"

2.5 Megabyte Cartridge Disc Drive (4237, 4238)

DGC Part Number	Description
--------------------	-------------

Controller

005-3130	Main Controller
----------	-----------------

Adapter

005-586	Logic Interface PCB
005-2309	Power Supply Assembly

PCB-Drive

116-13	J-1 PCB
116-14	J-2 PCB
116-15	J-3 PCB
116-16	J-8 PCB
116-17	J-9 PCB
116-18	J-10 PCB

Heads

002-2254	Head-Upper
002-2255	Head-Lower

Mechanical Assembly

115-48	Spindle Motor
124-19	Solenoid
002-2256	Air Filter

Tools

002-2263	CE Pack
128-255	Torque Wrench

Internal Cables *

005-469	Internal Back Panel-50 Pin Connector CA CPU Designator-A
005-1802	General Purpose Paddle Board CA CPU Designator-B
005-12496	General Purpose Paddle Board CA CPU Designator-C
005-12472	General Purpose Paddle Board CA CPU Designator-D

External Cables *

005-468	Comp-Adpt. External CA CPU Designator-A Standard Length-10' Maximum Length-30'
005-879	Comp-Adpt. External CA CPU Designator-B, C Standard Length-10' Maximum Length-40'

*See page 79 for CPU Type

Megabyte Cartridge Disc Drive (4234)

DGC Description
Part Number

Controller

005-3982 Main Controller

Power Supplies

005-3663 110V 60 HZ Power Supply

PCB-Drive

116-163 Address No. 1 AL-1
116-164 Address No. 2 AL-2
116-165 Servo Board
116-166 Sensor Ckt.
116-167 Oscillator
116-168 Spindle Drive
116-169 Heat Sink
116-170 Read/Write
116-171 Sequence SL
116-172 Circuit Board RDR-1
116-173 Circuit Board RDR-2
116-174 Sector Cntr.
116-175 Separator D/CS

Heads

002-3713 Head-Lower
002-3714 Head-Upper

Mechanical Assembly

115-73 Brush Motor
124-17 Solenoid Head Load
124-18 Solenoid Act Interlock
124-19 Solenoid Door Unlock
002-3712 Air Filter

Miscellaneous

118-366 Terminator

Tools

118-363 Alignment Crtg.
128-742 R/W Head Alignment Tool
128-741 Head Adapter Tool
128-1092 Torque Wrench

DGC Description
Part Number

Internal Cables *

005-469 Internal Back Panel-50 Pin Connector
CPU Designator-A (except NOVA
& SUPERNOVA*)
005-1802 General Purpose Paddle Board CA
CPU Designator-B
005-12496 General Purpose Paddle Board CA
CPU Designator-C
005-12472 General Purpose Paddle Board CA
CPU Designator-D

External Cables *

005-3948 Ctg. Disc Amp. to Winchester CA
CPU* Designator-B, C
Standard Length-10'
Maximum Length-30'

*See page 79 for CPU Type



10 Megabyte Cartridge Disc Drive (6045, 6050)

DGC Description
Part Number

Controller

005-3982 Main Controller

PCB-Drive

005-5936 Interface PCB
005-5938 Logic PCB
005-5940 Read/Write PCB
005-5942 Power Supply PCB
005-6537 Temperature Compensating PCB
005-8036 Servo PCB

Heads

118-397 Head/Arm A Up
118-398 Head/Arm A Down

Mechanical Assembly

005-5932 Disc Brush Assembly
005-6129 Photo Sensing Device
005-6130 Magnetic Sensor
005-6157 Solenoid
115-87 Blower
115-121 Fan Axial
118-392 Head Positioning Actuator Assembly
5-5944 ~~005-9078~~ Spindle and Rotor
118-416 Stator
118-511 Air Filter
123-190 Disc Brush

Hardware

005-5927 Hardware Mounting Kit (includes slides)

Miscellaneous

005-5930 Terminator Board
118-510 FINED PLATTER
117-436 SECTOR ADJ

DGC Description
Part Number

Tools

118-363 CE Alignment Cartridge
117-436 Sector Alignment Tool
128-741 Head Adapter Tool
128-742 Head Adj. Tool R/W
128-255 Torque Wrench
128-1092 Torque Wrench
128-1086 Wire Gauge

Supplies

005-7094 (1121A)-One (1) Preformatted Disc Cartridge (5MB)
(1121B)-Six (6) Preformatted Disc Cartridges (5MB)

Internal Cables

005-469 Internal Back Panel-50 Pin Connector CA CPU Designator-A
005-1802 General Purpose Paddle Board CA CPU Designator-B
005-12496 General Purpose Paddle Board CA CPU Designator-C
005-12472 General Purpose Paddle Board CA CPU Designator-D

External Cables *

005-3696 Adpt.-Contl. CA CPU Designator-A
Standard Length-10'
Maximum Length-30'
005-2208 Adpt.-Contl. CA CPU Designator-B, C, D
Standard Length-10'
Maximum Length-50'
005-6303 Short External I/O CA

Miscellaneous Cables *

005-6284 Interface Ribbon CA 3'
005-6283 R/W Ribbon CA 4.25"

*See page 79 for CPU Type

20 Megabyte Cartridge Disc Drive (6070)

DGC Description
Part Number

Controller

005-8927 Main Controller
005-9077 Interface PCB

PCB-Drive

005-5942 Power Supply PCB
005-6537 Temp. Compensation PCB
005-8036 Servo PCB
005-9080 R/W PCB
005-9082 Logic PCB

Heads

118-646 R/W Head A Up
118-647 R/W Head A Down

Mechanical Assembly

005-9078 Spindle Motor
005-6129 Photo Sensing Device
005-6130 Magnetic Sensing Device
005-6133 Brush Motor
115-087 Blower Motor
118-648 Fixed Platter
118-654 Head Positioning Assembly
118-511 Air Filter
123-190 Disc Brush

Miscellaneous

005-8565 Terminator PCB

Tools

118-669 CE Alignment Cartridge
117-436 Sector Alignment Tool
128-741 Head Adapter Tool
128-742 Head Adj. Tool R/W

Supplies

005-8923 (1145A)-Preformatted Disc Cartridges
(10MB)
(1145B)-Six (6) Preformatted Disc
Cartridges (10MB)

DGC Description
Part Number

Internal Cables *

005-469 Internal MTU CA
CPU Designator-A
005-1802 General Purpose Paddle Board CA
CPU Designator-B
005-12496 General Purpose Paddle Board CA
CPU Designator-C
005-12472 General Purpose Paddle Board CA
CPU Designator-D

External Cables *

005-3696 Flexible Disc External CA
CPU Designator-A
Standard Length-10'
Maximum Length-30'
005-2208 Adpt.-Cont. CA
CPU Designator-B, C, D
Standard Length-10'
Maximum Length-50'

*See page 79 for CPU Type



Storage Devices

10 Megabyte Cartridge Disc Drive (6095) (microNOVA only)

DGC Part Number	Description
-----------------	-------------

Controller

005-10053 Main Controller

PCB-Drive

005-10047 Power Supply PCB
 005-5938 Logic PCB
 005-5940 Read/Write PCB
 005-6537 Temp. Comp. PCB
 005-8036 Servo PCB

Heads

118-397 R/W Head/A Up
 118-398 R/W Head/A Down

Mechanical Assembly

005-5932 Disc Brush Assembly
 005-6129 Photo Sensing Device
 005-6130 Magnetic Sensor
 005-6157 Solenoid
 115-87 Blower Motor
 118-392 Head Positioning Actuator Assembly
 5-5944 ~~005-9078~~ Spindle and Rotor
 118-416 Stator
 118-511 Air Filter
 123-190 Disc Brush
 110-220 544

Tools

118-363 CE Alignment Cartridge
 117-436 Sector Alignment Tool
 128-741 Head Adapter Tool
 128-742 Head Adjustment Tool R/W

Supplies

005-7094 (1121A)-One (1) Preformatted Disc Cartridge (5MB)
 (1121B)-Six (6) Preformatted Disc Cartridges (5MB)

Cables

005-7507 10' I/O Bus CA 1112E
 118-510 FIXED PLATTER
 103-385 LINE FILTER
 R-5374 5-TAPED 512

1 and 2 Megabyte Fixed Head Drive (6063, 6064)

DGC Part Number	Description
-----------------	-------------

Controller

005-7947 Main Controller
 005-6538 Data Channel Interface
 005-15586 High Speed Data Channel Interface

PCB-Drive

005-7284 R/W PCB
 005-7285 Logic PCB

Mechanical Assembly

005-7287 Drive Motor
 005-8592 Module Assembly (6063) 1MB
 005-7280 Module Assembly (6064) 2MB
 118-1018 Drive Belt
 005-7292 Brake Assembly

Miscellaneous

005-7275 Terminator PCB

Internal Cables *

005-469 Internal Back Panel-50 Pin Connector CPU Designator-A
 005-1802 General Purpose Paddle Board CA CPU Designator-B
 005-12496 General Purpose Paddle Board CA CPU Designator-C
 005-12472 General Purpose Paddle Board CA CPU Designator-D

External Cables *

005-8508 I/O Flat Cable
 CPU Designator-B, C, D
 Standard Length-20'
 Maximum Length-50'

Miscellaneous Cables

005-6219 40 Cond. Flat Cable

*See page 79 for CPU Type

5/15 Megabyte Disc Drive (6220-6227)

DGC Description
Part Number

Front Panel

005-14260

Controller

005-15551 Main Controller PCB *n/e*

PCB-Drive

005-15553 Read/Write PCB microNOVA
005-16053 Read/Write PCB NOVA/ECLIPSE *for BMC*
005-17551 R/W BLKD, PCB

Power Supplies

005-17391 Power Supply PCB
005-17555 Power Supply Assembly *60W*
005-17395 Floppy Power Supply PCB
005-17553 Floppy Power Supply Assembly *50W*

Mechanical Assembly

002-12343 Pulley
005-16092 Sector Transducer Assembly
005-16094 Spindle Motor Assembly
005-16689 Damper Assembly
005-17222 Stepper Motor Assembly
005-17419 Home Transducer
005-17556 Disc Spindle Assembly
115-151 Fan
005-16350 15MB 120V 5A2 MODULE

Supplies

005-12742 (1189A)-One (1) Carton-Ten (10)
Preformatted Diskettes (1.2MB)
(1189B)-Five (5) Cartons-Ten (10)
Preformatted Diskettes (1.2MB)

Miscellaneous

110-463 On/Off Switch
118-1018 Alignment Diskette
118-1259 Spindle Drive Belt
118-1282 Drive Belt, Qume

Internal Cables *

005-1802 General Purpose Paddle Board CA
CPU Designator-B
005-12496 General Purpose Paddle Board CA
CPU Designator-C
005-12472 General Purpose Paddle Board CA
CPU Designator-D

DGC Description
Part Number

Heads

002-2668 Head Assembly
002-2669 Head Assembly
002-2670 Head Assembly
002-2671 Head Assembly

Miscellaneous

005-2672 Absolute Air Filter
005-8156 Pre-Formatted 25 MByte Disc Pack
002-2667 Cabinet Air Filter

Tools

118-358 CE Pack
128-740 Cylinder Transducer-Alignment Tool


External Cables *

005-468 External Comp.-Adapter CA
CPU Designator-A
Standard Length-10'
Maximum Length-30'
005-879 Disc Control CA
CPU Designator-B
Standard Length-10'
Maximum Length-40'

Miscellaneous Cables

118-300 DC External CA
Standard Length-10'
Maximum Length-N/A
118-301 Signal CA
Standard Length-10'
Maximum Length-N/A
118-302 AC External CA
Standard Length-10'
Maximum Length-N/A

5-19424 DISK CONTROLLER (BMC)
5-19374 BMC



*See page 79 for CPU Type

12.5 Megabyte Non-Removable Disc Drive (6098, 6099)

DGC Description
Part Number

Front Panels

005-14213 Echo Front Panel (6098, 6099)
005-14260 Common Front Panel (6098)

PCB

005-8152 Terminator
005-9950 R/W Clock PCB
005-10641 AC Power PCB-6099
005-17474 Power Supply PCB
005-18320 Controller PCB-6099
005-18322 Controller PCB-6098 *W/ FLOPPY*

Mechanical Assembly

002-9775 Spindle Motor Pulley
002-11088 Drive Belt-6098
005-9921 Spindle Motor
002-12733 Pulley-6098
005-9930 Transformer
005-9934 Hardware Mounting Kit (6099)
005-13917 Data Module with Drive
005-10650 Damper Assembly
005-10652 Home Transducer
005-16674 Echo-Floppy Mounting Hardware Kit (6098)

123-1351 Blower Wheel
118-1115 Static Eliminator
118-1007 Drive Belt-Old Style
118-1048 Belt-New Style
118-1282 Pulley-50/60

Supplies

005-12742 (1189A)-One (1) Carton of Ten (10) Preformatted Diskettes (1.2MB)
(1189B)-Five (5) Cartons of Ten (10) Preformatted Diskettes (1.2MB)

DGC Description
Part Number

Internal Cables *

005-1802 General Purpose Paddle Board CA
CPU Designator-B
005-12496 General Purpose Paddle Board
CPU Designator-C
005-12472 General Purpose Paddle Board CA
CPU Designator-D


External Cables *

005-13636 External I/O Floppy/Storage CA
(6098) CPU Designator-NOVA/ECLIPSE
Standard Length-10'
Maximum Length-N/A
005-14396 External Storage Disc-CPU CA
(6099) CPU Designator-NOVA/ECLIPSE
Standard Length-10'
Maximum Length-N/A

Miscellaneous Cables

005-8356 Grounding Strap 10' CA
005-9952 P/S to R/W PCB CA
005-10761 Cable Led Assembly

*See page 79 for CPU Type



25 Megabyte Disc Drive (4057A)

DGC Description
Part Number

Controller

005-3130 Main Controller

Adapter

005-1166 Adapter PCB
118-75 36V DC Power Supply
118-87 5V DC Power Supply

PCB-Drive

116-25 AF-10
116-26 AF-11
116-27 AF-13
116-28 AL-10
116-29 AL-11
116-30 AL-12
116-31 AL-13
116-32 AL-14
116-33 AL-15
116-34 AL-16
116-35 AL-19
116-36 AN-11
116-37 AN-14
116-38 AP-14
116-40 AP-21
116-42 AP-25
116-43 AP-28
116-44 DP-52
116-45 AP-39
116-46 AP-47
116-47 AR-12
116-48 AR-16
116-49 AR-17
116-50 AR-18
116-51 AR-19
116-53 AT-10
116-54 AX-10
116-55 AZ-10
116-56 AP-10
116-162 VP-11
116-181 AX-14
116-254 DR-53
116-255 DP-56
116-256 DP-57

DGC Description
Part Number

Heads

002-2668 Head Assembly
002-2669 Head Assembly
002-2670 Head Assembly
002-2671 Head Assembly

Miscellaneous

005-2672 Absolute Air Filter
005-8156 Pre-Formatted 25 MByte Disc Pack
002-2667 Cabinet Air Filter

Tools

118-358 CE Pack
128-740 Cylinder Transducer-Alignment Tool


External Cables *

005-468 External Comp.-Adpt. CA
CPU* Designator-A
Standard Length-10'
Maximum Length-30'
005-879 Disc Control CA
CPU* Designator-B
Standard Length-10'
Maximum Length-40'

Miscellaneous Cables *

118-300 DC External CA
Standard Length-10'
Maximum Length-N/A
118-301 Signal CA
Standard Length-10'
Maximum Length-N/A
118-302 AC External CA
Standard Length-10'
Maximum Length-N/A

*See page 79 for CPU Type



12.5/25 Megabyte Non-Removable Disc Drive (6100, 6101)

DGC Description
Part Number

Front Panels

005-14213 Echo Front Panel
005-14260 Common Front Panel

Controller

NOVA
41V
005-13923 Controller PCB-6100 5-18322
005-13924 Controller-PCB-6101
5-18320 CONTROLLER PCB 6103 NO FLOPPY

PCB-Drive

005-8152 Terminator-6101
005-9950 R/W Clock Board
005-47474 P/S PCB 5-20714
005-13911 Data Module-6100 25
005-13917 Data Module-6101 12
005-10241 AL PCB

Mechanical Assembly

002-9775 Spindle Motor Pulley
002-11088 Drive Belt
002-12733 Pulley
005-9921 Spindle Motor
005-9930 Transformer
005-10650 Damper Assembly
005-10652 Home Transducer
005-12719 Flexible Disc Drive
005-16674 Echo-Floppy
118-1048 Belt-New Style
118-1007 Drive Belt-Old Style
118-1282 Belt 50/60
118-1115 Static Eliminator
123-1351 Blower Wheel
118-1740 BELT

Tools

118-1014 Alignment Diskette
128-1469 Metric Allen Wrench Set

Supplies

005-12742 (1189A)-One (1) Carton of Ten (10)
Preformatted Diskettes (1.2MB)
(1189B)-Five (5) Cartons of Ten (10)
Preformatted Diskettes (1.2MB)

DGC Description
Part Number

Internal Cables *

005-1802 General Purpose Paddle Board CA
CPU Designator-B
005-12496 General Purpose Paddle Board
CPU Designator-C
005-12472 General Purpose Paddle Board CA
CPU Designator-D

External Cables *

005-13636 External I/O Floppy/Storage CA
(6100) CPU Designator-NOVA/ECLIPSE
Standard Length-10'
Maximum Length-15'
005-7507 External I/O Buss CA
(6101) CPU Designator-E
Standard Length-10'
Maximum Length-N/A

Miscellaneous Cables

005-8356 Grounding Strap 10' CA
005-9952 P/S to R/W CA
005-10761 Cable Led Assembly
005-13925 External I/O Floppy/Storage CA

*See page 79 for CPU Type



12.5 Megabyte Non-Removable Disc Drive (6102)

DGC Description
Part Number

Front Panels

005-14213 Echo Front Panel

Controller

005-13924 Controller Board

PCB-Drive

005-8152 Terminator Board
005-9950 R/W Clock Board
005-10641 AC PWR Board
005-17474 P/S Board
005-13917 Data Module

Mechanical Assembly

002-9775 Pulley Spindle
002-9930 Transformer
005-9934 Hardware Mounting Kit
005-10650 Damper Assembly
005-10652 Home Transducer
118-1048 Belt-New Style
118-1115 Static Eliminator
123-1351 Blower Wheel

Tools

118-1014 Alignment Diskette
128-1469 Metric Allen Wrench Set

Supplies

005-12742 (1189A)-One (1) Carton of Ten (10)
Preformatted Diskettes (1.2MB)
(1189B)-Five (5) Cartons of Ten (10)
Preformatted Diskettes (1.2MB)

Internal Cables *

005-1802 General Purpose Paddle Board CA
CPU Designator-B
005-12496 General Purpose Paddle Board CA
CPU Designator-C
005-12472 General Purpose Paddle Board CA
CPU Designator-D

DGC Description
Part Number

External Cables *


005-7507 I/O Bus CA
CPU Designator-E
Standard Length-10'
Maximum Length-N/A

Miscellaneous Cables

005-8356 Grounding Strap 10'
Standard Length-10'
Maximum Length-N/A
005-9952 P/S to R/W PCB CA
005-10761 Cable Led Assembly

*See page 79 for CPU Type

Order direct from Data General's warehouse: in Canada-800-268-5341; in Toronto-416-823-7830



25 Megabyte Non-Removable Disc Drive (6103, 6104, 6105)

DGC Description
Part Number

Front Panels

005-14213 Echo Front Panel (6103, 6104, 6105)
005-14260 Common Front Panel (6104)

Controller

005-18322 Controller PCB-6103
005-13924 Controller PCB-6104, 6105

PCB

005-8152 Terminator PCB-6104, 6105
005-9950 R/W Clock PCB
005-10641 AC Power PCB-6103
005-13530 P/S PCB ~~005-13530~~ 520714
005-13911 Data Module

Mechanical Assembly

002-12733 Pulley-6104
002-9775 Pulley
002-11088 Drive Belt-6104
005-9930 Transformer
005-9934 Hardware Mounting Kit
005-10650 Damper Assembly
005-10652 Home Transducer
005-12719 Flexible Disc Drive-6104
005-16674 Echo-Floppy Mounting Hardware Kit
118-1007 Drive Belt-Old Style-6104
118-1048 Belt-New Style-6104
118-1351 Blower Wheel
118-1115 Static Eliminator

Tools

118-1014 Alignment Diskette
128-1469 Metric Allen Wrench Set

Supplies

005-12742 (1189A)-One (1) Carton of Ten (10)
Preformatted Diskettes (1.2MB)
(1189B)-Five (5) Cartons of Ten (10)
Preformatted Diskettes (1.2MB)

DGC Description
Part Number

Internal Cables *

005-1802 General Purpose Paddle Board CA
CPU Designator-B
005-12496 General Purpose Paddle Board CA
CPU Designator-C
005-12472 General Purpose Paddle Board CA
CPU Designator-D


External Cables *

005-7507 I/O Bus CA
(6104, 6105) CPU Designator-E
Standard Length-10'
Maximum Length-N/A
005-14396 External Storage Disc-CPU CA
(6103) CPU Designator-NOVA/ECLIPSE
Standard Length-10'
Maximum Length-N/A

Miscellaneous Cables

005-8356 Grounding Strap 10'
005-9952 P/S to R/W CA
005-10761 Cable Led Assembly

*See page 79 for CPU Type



50 Megabyte Disc Drive (6067)

815 CYLINDERS

DGC Part Number	Description
Controller	
005-5799	Main Controller
005-6538	Data Channel Interface
005-15586	High Speed Data Channel Interface

Adapter	
005-6139	Adapter PCB No. 1
005-6140	Adapter PCB No. 2
005-7574	Adapter Terminator

PCB-Drive	
005-6146	DC Power Control PCB
005-10070	Servo Clock PCB
005-9326	Head Analog PCB
005-18558	Drive Logic PCB PC FOR DIST.

Heads	
118-615	Data Head A Up
118-617	Data Head B Up
118-618	Data Head B Down
118-697	Servo Head

Mechanical Assembly	
005-5781	Tachometer
005-8992	Linear Motor
005-8982	Blower Motor
005-8996	Spindle Motor
005-6214	Brush Motor
005-8995	Positioning Assembly
118-620	Spindle Assembly
118-438	Absolute Air Filter
118-467	Front Panel Air Filter
123-700	Drive Belt
123-190	Disc Brush

Tools	
005-7413	Disc Maint. Unit
117-373	Disc Alignment Gauge Tool
117-492	Head Adjustment Tool
117-491	Carriage Lock Pin
117-446	Head Insertion/Removal Tool
117-1796	Head Block
118-704	CE Pack

115-81 LOCK PIN

A

DGC Part Number	Description
Supplies	
005-9352	(1143A)-Preformatted Disc Pack (50MB) (1143B)-Four (4) Formatted Disc Packs (50MB)


Internal Cables *	
005-386	Internal MTU CA CPU Designator-A
005-1802	General Purpose Paddle Board CA CPU Designator-B
005-12496	General Purpose Paddle Board CA CPU Designator-C
005-12472	General Purpose Paddle Board CA CPU Designator-D

External Cables *	
005-2302	Adpt.-Contl. CA CPU Designator-A Standard Length-10' Maximum Length-50'
005-2208	Adpt.-Cont. CA CPU Designator-B, C, D Standard Length-10' Maximum Length-50'

Miscellaneous Cables	
005-8061	A 75 Pos 30 96MByte Standard Length-30' Maximum Length-N/A
005-8063	GND Braid 30 96MByte Standard Length-30' Maximum Length-N/A

110-042 PRESSURE SWITCH

*See page 79 for CPU Type



96 Megabyte Disc Drive (4231A)

DGC Part Number	Description
Controller	
005-3872	Main Controller
Adapter	
005-3245	Receiver PCB
005-3861	Transmitter PCB
118-399	DC Power Supply Assembly

PCB-Drive

116-186	DZPN PCB
116-187	2JYV PCB
116-188	2FZV PCB
116-189	1FWV PCB
116-190	2FVV PCB
116-191	4FUV PCB
116-192	CFRV PCB
116-193	CFPV PCB
116-194	2FNV PCB
116-195	AFMV PCB
116-196	1FLV PCB
116-197	AFJV PCB
116-198	3EJV PCB
116-199	BWZV PCB
116-200	AWMV PCB
116-201	1WMV PCB
116-202	QWDV PCB
116-203	OWCV PCB
116-204	1WBV PCB
116-205	OWAV PCB
116-206	4UCV PCB
116-207	1TCV PCB
116-208	CSAV PCB
116-209	1RCV PCB
116-210	QUZV PCB
116-211	3PBV PCB
116-212	1CVV PCB
116-213	CCUV PCB
116-214	3CTV PCB
116-215	OCSV PCB
116-216	ECGV PCB
116-217	1ATV PCB
116-218	1ALV PCB
116-219	AAHV PCB
116-220	AAFV PCB
116-221	Matched Set Cards
116-223	3ZCN PCB
116-227	Preamp PCB
116-235	DFSV PCB

DGC Part Number	Description
Heads	
002-4058	Head Arm Assembly
002-4059	Head Arm Assembly
002-4060	Head Arm Assembly
002-4061	Head Arm Assembly
002-4062	Head Arm Assembly
002-4063	Head Arm Assembly

Mechanical Assembly-Drive

115-124	Main Drive Motor
002-4057	Aluminum Filter
002-4069	Air Filter

Tools

116-232	Card Extender (Half Size)
116-233	Card Extender (Full Size)
128-993	Card Extractor Tool
116-234	Carriage Alignment Arm
116-758	Carriage Alignment Ring
118-393	CE Pack
128-782	Head Adjustment Tool
128-759	Head Installation and Removal Tool
128-786	Voltmeter
128-761	Torque Wrench 1/2"
128-784	Stop Gauge-Outer
128-785	Stop Gauge-Inner
128-760	Carriage Block Tool
128-1347	Off Line Tester

Supplies

005-3840	Preformatted Disc Pack 60HZ (100MB)
----------	-------------------------------------

Internal Cables

005-386	Int.MTU CA CPU Designator-A
005-1802	General Purpose Paddle Board CA CPU Designator-B
005-12496	General Purpose Paddle Board CA CPU Designator-C
005-12742	General Purpose Paddle Board CA CPU Designator-D

114-44 LAMPS

*See page 79 for CPU Type

73/147 Megabyte Disc Drive (6161, 6160)

DGC Part Number	Description
External Cables *	
005-2208	Adpt.-Contr. Device CA CPU Designator-B, C Standard Length-10' Maximum Length-30'
005-2302	Adpt.-Contr. Device CA CPU Designator-A Standard Length-10' Maximum Length-30'

Miscellaneous

005-8061	A 75 Pos. Adpt.-Drive Standard Length-30' Maximum Length-N/A
005-8062	Ext. B 50 Pos. 30 100MByte Standard Length-30' Maximum Length-N/A
005-8063	Ground Braid Cable

DGC Part Number	Description
Front Panels	
005-16791	Front Panel
Controller	
005-16892	Main Controller PCB

PCB-Drive

116-484	FGX Card PCB
116-485	FAX Card PCB
116-486	JBX Card PCB
116-487	KBX Card PCB
116-488	FEX Card PCB
116-489	FFX Card PCB
116-490	ZSX Card PCB
116-491	DZV Card PCB
116-492	NSN Card PCB
116-493	NRN Card PCB
116-494	NQN Card PCB
116-495	Logic D.C. Cable Assembly
116-496	Main Harness Assembly
116-497	Control Panel Harness Assembly

Heads

118-1468	Disc Head Assembly 147MB
118-1469	Disc Head Assembly 73MB


Mechanical Assembly-Drive

115-253	Motor/Brake Assembly
115-257	Fan
118-1470	Transducer Speed
118-1471	Pre Air Filter Assembly
118-1474	Power Supply
118-1492	Logic Chassis Assembly
123-1788	Belt, Drive

Internal Cables *

005-16790	Internal Cable CPU Designator-C, D
-----------	---------------------------------------

*See page 79 for CPU Type



96/190 Megabyte Disc Drive (6060, 6061)

6060 411 CYLINDERS
6061 815 CYLINDERS
24 SECTORS

DGC Description
Part Number

Controller

- 005-5799 Main Controller 5-13602
- 005-6538 Data Channel Interface
- 005-15586 High Speed Data Channel Interface

Adapter

- 005-6139 - Adapter PCB No. 1
- 005-6140 - Adapter PCB No. 2
- 118-530 5V DC Power Supply Assembly
- 005-7574 Adapter Term PCB

PCB-Drive

- 005-5791 AC Power Dist./Filter PCB
- 005-6146 DC Power Control PCB
- 005-8141 - Servo Clock PCB
- 005-9326 Head Analog PCB 5-20100
- 005-18558 Drive Logic PCB 5-20279

Heads-96MByte Drive (6060)

- 118-381 Data Head B Up B BLUE
- 118-498 Data Head A Down
- 118-501 Data Head A Up A WHITE
- 118-502 Servo Head
- 118-503 Data Head B Down

Heads-190MByte Drive (6061)

- 118-615 Data Head A Up } GREEN
- 118-616 Data Head A Down } GREEN
- 118-617 Data Head B Up } RED
- 118-618 Data Head B Down } RED
- 118-619 Servo Head

Mechanical Assembly

- 005-5781 Tachometer
- 005-5782 Linear Motor
- 005-6212 Blower Motor
- 005-6213 Spindle Motor
- 005-6214 Brush Motor
- 115-81 Blower 40310
- 115-120 Fan, Med.-Performance
- 115-121 Fan, High-Performance
- 118-293 Positioning Assembly
- 118-359 96MByte Spindle Assembly
- 118-620 190MByte Spindle Assembly
- 118-438 Absolute Air Filter
- 118-467 Front Panel Air Filter
- 118-659 Static Control Button
- 123-190 Disc Brush
- 123-700 Drive Belt

DGC Description
Part Number

Tools

- 005-7413 Main Disk Maint. Unit
- 117-373 Disc Alignment Gauge Tool
- 117-1005 Head Spacer Block
- 118-393 96MByte Alignment Pack (6060)
- 118-632 190MByte Alignment Pack (6061)
- 117-446 Hd Insertion Tool
- 117-491 Carriage Lock Pin
- 117-492 Head Adjustment Tool

Supplies

- 005-8185 (1122A)-One Preformatted Disc Pack (96MB)-6060
- (1122B)-Four (4) Preformatted Disc Packs (96MB)-6060
- 005-8184 (1123A)-One Preformatted Disc Pack (190MB)-6061
- (1123B)-Four (4) Preformatted Disc Packs (190MB)-6061

Internal Cables *

- 005-386 Itn. MTU CA
CPU Designator-A
- 005-1802 General Purpose Paddle Board CA
CPU Designator-B
- 005-12496 General Purpose Paddle Board CA
CPU Designator-D
- 005-12472 General Purpose Paddle Board CA
CPU Designator-D

External Cables *

- 005-2208 Adapter-Control CA
CPU Designator-B, C, D
Standard Length-10'
Maximum Length-50'
- 005-2302 Adapter-Control CA
CPU Designator-A
Standard Length-10'
Maximum Length-50'

Miscellaneous Cables

- 005-8061 CA Exit A 75 Pos 30 96MByte
Standard Length-30'
Maximum Length-N/A
- 005-8063 CA Ext GND Braid 30 96MByte
CPU Designator-A
Standard Length-30'
Maximum Length-N/A

*See page 79 for CPU Type

277 Megabyte
Disc Drive
(6122)

541 975 SECTORS
35 SECTORS / 42
815 CYL. / 1456
512 BYTES

DGC Description
Part Number

Controller

005-13602 Main Controller PCB

PCB-Drive

- 005-6139 Adapter No. 1 PCB
- 005-6145 AC Power Distr/Filter PCB
- 005-6146 DC Power Control PCB
- 005-12882 Servo Clock PCB
- 005-12884 Head Analog PCB *5-20101*
- 005-12888 Adapter No. 2 PCB *5-21308*
- 005-13597 Adapter Back Panel PCB
- 005-15586 High Speed Data Channel Interface PCB
- 005-18391 Logic PCB *5-20279*

Heads

- 3135 118-1044 2 Data Head Down *0, 4, 10, 14, 20*
- 3136 118-1045 A Data Head Up *3, 7, 11, 15, 21*
- 118-1046 B Data Head Down *1, 5, 13, 17*
- 118-1047 B Data Head Up *2, 6, 12, 16, 22*
- 118-619 *SERVO*

Mechanical Assembly

- 005-5781 Tach Assembly
- 005-5789 CVT Transformer Prep Assembly
- 005-6301 Speed Sensor
- 115-80 Blower 3 Phase 208V
- 115-81 Fan *LOGIC*
- 115-90 Motor 3 Phase AC Induction
- 115-99 Motor AC IND Gear Motor w/Clutch
- 115-121 Blower Tube-Axial
- 118-293 Positioner
- 118-530 Power Supply
- 123-190 Brushes, Disc Cleaning
- 123-700 Spindle Belt
- 123-796 Actuator, Magnetic

Tools

- 005-7413 Disc Maintenance Unit
- 117-373 Spindle/Carriage Alignment Tool
- 117-446 Head Insertion/Removal Tool
- 117-491 Carriage Logic Pin
- 117-492 Head Adjustment Tool
- 117-1005 Head Spacer Block
- 117-1050 Voice Coil Alignment Spacer
- 118-632 Alignment Disc Pack

DGC Description
Part Number

Supplies

- 005-12877 (1163A)-One (1) Preformatted Disc Pack (277MB)
- (1163B)-Four (4) Preformatted Disc Packs (277MB)

Internal Cables *

- 005-12496 General Purpose Paddle Board CA CPU Designator-C
- 005-12472 General Purpose Paddle Board CA CPU Designator-D

External Cables *

- 005-2208 Adapter to Control Device CA CPU Designator-B, C Standard Length-10' Maximum Length-30'

Miscellaneous Cables

- 005-8061 Ext. Disc-Adapt CA
- 005-8063 Ground Braid CA

1	2
3	
5	4
7	6
	10
9	12
11	
	14
13	16
15	
	20
17	22
21	
A	B

*See page 79 for CPU Type



602 Megabyte Disc Drive (6214)

DGC Part Number	Description
--------------------	-------------

Controller

005-16892 Main Controller PCB

PCB-Drive

116-485	Channel 1 I/O FAX PCB
116-551	Analog Servo LHX PCB
116-552	MPU Servo LGX PCB
116-553	Quadbit Servo Decoder JYX PCB
116-554	Servo PLO KDX PCB
116-555	Write Compensation JSX PCB
116-556	Write PLO KAX PCB
116-557	Read/Write Matrix No. 2 YMV PCB
116-558	Read/Write Matrix No. 1 YYV PCB
116-559	Read PLO JVX PCB
116-560	Read Decoder KCX PCB
116-561	Head Selection/Address Detection JTX PCB
116-562	Fault/Control Functions LEX PCB
116-563	MPU Test & Diagnostic Memory KTX PCB
116-564	Test & Diagnostic Interface LFX PCB
116-568	Power Amplifier YUV PCB
116-569	+5 Volt Regulators GDV PCB
116-570	Diagnostic Interface VMV PCB
116-571	+5 Volt Regulator VLV PCB
116-572	Power Distribution VXV PCB
116-576	Diagnostic Control Panel VWV PCB

Mechanical Assembly

115-296	Blower & Cable Assembly
115-297	Driver Motor & Brake Assembly
118-1702	Control Panel Assembly
118-1704	AC Power Supply Assembly
118-1705	DC Power Supply Assembly
118-1706	Head Disc Assembly
123-1917	Drive Belt

Tools

128-2856	Carriage Tool
128-2857	Go/No Go Pulley Tool

Internal Cables *

005-16790	Internal Cable CPU Designator-C, D
-----------	---------------------------------------

50 Megabyte Disc Drive (6234) *N/E*

6280 u/D

DGC Part Number	Description
--------------------	-------------

Front Panels

005-14213	Front Panel-Royal Blue
005-19566	Front Panel-Paji Brown

Controller

005-15551	Controller PCB <i>N/E</i>
-----------	---------------------------

PCB-Drive

005-10641	AC/PD PCB
005- 17591	R/W Clock Board <i>20714</i>
005- 17474	P/S PCB <i>5-20714</i>
005-17589	Data Module

Mechanical Assembly

005-9921	Spindle Motor
005-9930	Transformer
005-10652	Home Transducer
118-1740	Semi-Elastic Belt
118-1115	Static Pick-Up
118-1351	Blower Wheel

Hardware

005-9934	Hardware Mounting Kit
----------	-----------------------

Tools

128-1472	Torque Wrench
----------	---------------

*See page 79 for CPU Type

Magnetic Tape Drive (4307)

DGC Part Number	Description
Mechanical Assembly	
002-14005	Column Sensor Assembly
002-14006	EOT/BOT Assembly
002-14007	Capstan Wheel
002-14008	Fixed Tape Guide
002-14009	Roller Tape Guide
002-14010	File Protect Indicator
002-14016	Cartridge Opener
002-14017	File Protect Assembly
002-14021	Transfer Valve
002-14024	File Hub Assembly
002-14025	Cartridge Seal
002-14027	Diverter Valve
104-394	Power Transformer
110-484	Relay 30A 115V AC
110-485	Switch, Reels Loaded
110-486	Relay 10A 24VDC
110-487	Relay Assembly
110-488	Switch, CRTG Present
110-489	Switch, Power On
110-490	Switch, On Line
110-491	Switch, Rewind
110-492	Switch, Reset
110-493	Switch, Load
110-494	Switch, Pressure
114-64	Lamp
115-236	DC Driver Motor
115-237	Fan
115-238	Blower
115-239	Pneumatic Driver Motor
115-240	Capstan Motor
115-241	Reel Motor
115-242	Cooling Fan

DGC Part Number	Description
PCB-Drive	
116-450	DS Card
116-451	Servo Heat Sink
116-452	DP Card
116-453	DC Card
116-454	FV Card
116-455	FT Card
116-456	FR Card
116-457	FQ Card
116-458	FP Card
116-459	FN Card
116-460	FM Card
116-461	FM Card
116-462	FH Card
116-463	FG Card
116-464	FD Card
116-465	FE Card
116-466	FF Card

Miscellaneous

118-1415	DC Power Supply
118-1416	Head and Pre Amp
118-1417	Rectifier Assembly
123-1727	Belt, Transfer Valve
123-1728	Belt, Pneumatic Drive

Product Tools

128-2716	Hub Adjustment Tool
128-787	Tension Meter
128-2726	Mangohelic Gauge
128-2725	Dian Meter Runout Gauge

Internal Cables *

005-1802	General Purpose Paddle Board CA CPU Designator-B
005-12496	General Purpose Paddle Board CA CPU Designator-C
005-12472	General Purpose Paddle Board CA CPU Designator-D

*See page 79 for CPU Type



Magnetic Tape Drive

(~~6020~~, ~~6021~~)

6023

DGC Description
Part Number

Controller

005-3132 Main Controller

PCB-Drive

005-1743 Control Panel PCB
005-1745 Power Supply PCB (Earlier Models)
5-19287 ~~005-1772~~ Read/Write Logic PCB
005-1935 Remote Energizer PCB (Earlier Models)
5-19180 ~~005-8387~~ MN P/S PCB (Later Models)
005-8423 AC Relay PCB (Later Models)
(INCLUDES RELAYS & FILTER)

Mechanical Assembly

005-8126 Blower Assembly
005-1757 Supply Hub
005-1761 Transducer
005-2354 EOT-BOT Sensor
005-2496 Reel Motor Assembly
005-3091 Capstan Motor Assembly
005-9879 Vacuum Column Cover
110-72 Pressure Switch 10"
110-73 Pressure Switch 20"
115-121 Fan-High Performance
118-252 9 Track Head Plate Assembly (6021 only)
118-254 7 Track Head Plate Assembly
123-1081 V-Belt (Earlier Models)
123-1106 Flat Belt (Later Models)

Miscellaneous

005-2398 Terminator PCB

Tools

117-142 Sheave Adjustment Gauge
117-267 Hub Gauge
118-298 Alignment Tape
128-043 Molex Pin Extractor
128-787 Belt Tension Gauge
128-789 Vacuum Tester

Supplies

1165 2400' Magnetic Tape-10 Reels
1283 1200" Magnetic Tape-10 Reels
1166 600' Magnetic Tape-10 Reels
1167 300' Magnetic Tape-10 Reels

DGC Description
Part Number

Internal Cables *

005-386 Internal MTU CA
CPU Designator-A (NOVA & SNOVA Only)
005-1802 General Purpose Paddle Board CA
CPU Designator-B
005-12496 General Purpose Paddle Board CA
CPU Designator-C
005-12472 General Purpose Paddle Board CA
CPU Designator-D

External Cables *

005-2302 Adapter-Control CA
CPU Designator-A
Standard Length-10'
Maximum Length-50'
005-2208 Adapter-Controller CA
CPU Designator-B, C, D
Standard Length-10'
Maximum Length-50'

110-361 K1 25A SOLID STATE
110-191 K2 10A RELAY
5-8125 PAN PWR SUPPLY
128-738 BLACK TESTER

*See page 79 for CPU Type

Dual Mode Magnetic Tape Drive (6026)

DGC Description
Part Number

Controller

005-8584 Main Controller

PCB-Drive

005-8423 A/C Relay PCB
~~005-8387~~ Power Supply PCB *5-19180*
~~005-8417~~ Read/Write Logic PCB *5-19285*
 005-8456 Console PCB
 005-8672 Terminator PCB

Mechanical Assembly

OLD 005-1757 Supply Hub
 005-1761 Transducer
 005-2354 EOT-BOT Sensor
 005-2496 Reel Motor Assembly *5-15841 NEW*
 005-3091 Capstan Motor Assembly
 005-7871 Blower Motor Assembly
 005-9879 Vacuum Column Cover
 110-072 Pressure Switch 10"
 110-073 Pressure Switch 20"
 115-121 Fan-High Performance
 118-692 Hardware & Plate Assembly
 123-1106 Flat Belt
~~2-21629~~ BELT

Tools

117-142 Sheave Adjustment Gauge
 117-267 Hub Gauge
 → 118-298 Alignment Tape
 128-043 Molex Pin Extractor
 128-787 Belt Tension Gauge
 128-789 Vacuum Tester

Supplies

1165 2400' Magnetic Tape-10 Reels
 1283 1200" Magnetic Tape-10 Reels
 1166 600' Magnetic Tape-10 Reels
 1167 300' Magnetic Tape-10 Reels

5-19002 TAPE TESTER BLUE

118-692 9TRK HD.

118-1123 MET

DGC Description
Part Number

Internal Cables

005-386 Internal MTU CA
 CPU Designator-A (1200/7 &
 800/7 Only)
 005-1802 General Purpose Paddle Board CA
 CPU Designator-B
 005-12496 General Purpose Paddle Board CA
 CPU Designator-C
 005-12472 General Purpose Paddle Board CA
 CPU Designator-D

External Cables *

005-2302 Drive to CPU
 CPU Designator-A
 Standard Length-10'
 Maximum Length-50'
 005-2208 Adapter-Controller
 CPU Designator-B, C, D
 Standard Length-10'
 Maximum Length-50'

*See page 79 for CPU Type

Order direct from Data General's warehouse: in Canada-800-268-5341; in Toronto-416-823-7830 **47**



Dual Mode Magnetic Tape Drive (6027)

DGC Part Number	Description
--------------------	-------------

Controller

005-8584	Main Controller
----------	-----------------

PCB-Drive

005-1743	Control Panel PCB
005-1772	Read/Write Logic PCB
005-8387	Power Supply PCB
005-8423	A/C Relay PCB

Mechanical Assembly

005-1757	Supply Hub
005-1761	Transducer
005-2354	EOT-BOT Sensor
005-2496	Reel Motor Assembly
005-3091	Capstan Motor Assembly
005-7871	Blower Motor Assembly
005-9879	Vacuum Column Cover
110-072	Pressure Switch 10"
110-073	Pressure Switch 20"
115-121	Fan-High Performance
118-252	Hardware & Plate Assembly
123-1106	Flat Belt

002-21629

Tools

117-142	Sheave Adjustment Gauge
117-267	Hub Gauge
118-298	Alignment Tape
128-043	Molex Pin Extractor
128-787	Belt Tension Gauge
128-789	Vacuum Tester

Supplies

1165	2400' Magnetic Tape-10 Reels
1283	1200' Magnetic Tape-10 Reels
1166	600' Magnetic Tape-10 Reels
1167	300' Magnetic Tape-10 Reels

DGC Part Number	Description
--------------------	-------------

Internal Cables *

005-386	Internal MTU CA CPU Designator-A (1200/7 & 800/7 Only)
005-1802	General Purpose Paddle Board CA CPU Designator-B
005-12496	General Purpose Paddle Board CA CPU Designator-C
005-12472	General Purpose Paddle Board CA CPU Designator-D

External Cables *

005-2302	Drive to CPU CPU Designator-A Standard Length-10' Maximum Length-50'
005-2208	Adapter-Controller CPU Designator-B, C, D Standard Length-10' Maximum Length-50'

*See page 79 for CPU Type

Streaming Magnetic Tape Drive (6123, 6125)

15 Megabyte Cartridge Tape Drive (6230, 6231)

DGC Description
Part Number

Controller

005-15289 Controller PCB *N/E*

PCB

005-14358 Read/Write PCB
005-14369 F/C/S PCB *6123 uN*
005-14520 Control Supply PCB
~~005-15442 P/S PCB~~
005-15704 P/S Assembly *5-18496*
~~005-18602 F/C/S PCB *N/E 6125*~~

Mechanical Assembly

002-12059 Machine Reel
005-14320 Write Protect Switch
005-14350 Reel Motor
005-15443 Optical Transducer
005-15451 Power Switch and Cable
118-1114 9 Track Head
118-1117 Capstan Encoder
123-1657 Spring, Sense Arm

Internal Cables

005-386 Internal CA, Dr.-CPU
CPU Designator-A (1200/7 &
800/7 Only)
005-1802 General Purpose Paddle Board CA
CPU Designator-B
005-12496 General Purpose Paddle Board CA
CPU Designator-C
005-12472 General Purpose Paddle Board CA
CPU Designator-D

External Cables *

005-15675 Magnetic Tape to CPU CA
Standard Length-10' *N/E*
Maximum Length-25'

Miscellaneous *

005-8356 External Grounding Strap 10'
005-14682 R/W Formatter Interface CA

Supplies

1284 1600" Magnetic Tape-10 Reels

~~118-298 SKEW~~
~~113-1128 M.O.~~
~~127-2222 CALIBRATION REEL~~

DGC Description
Part Number

Front Panels

005-19066 Front Panel Assembly-Paji Brown
005-19567 Front Panel Assembly-Royal Blue

Controller

005-18881 Cartridge Controller NOVA/ECLIPSE
005-18886 Cartridge Controller microNOVA

Power Supplies

005-17553 Power Supply

Mechanical Assembly

005-17225 AC Power Switch
115-151 Fan
115-322 Drive Motor Assembly
118-1852 Sensor Assembly
118-1853 Head Assembly

Hardware

005-19068 Hardware Mounting Kit

Miscellaneous

005-18508 Terminator microNOVA
005-18882 Tape Deck Assembly


Supplies

1263 450' .25" Cartridge Tape
1264 300' .25" Cartridge Tape

*15MB 6270 DESKTOP
520292 CONTROLLER*

*See page 79 for CPU Type

Order direct from Data General's warehouse: in Canada-800-268-5341; in Toronto-416-823-7830 49



Magnetic Tape Drive (4196A)

DGC Part Number	Description
--------------------	-------------

Controller

005-3180	Main Controller
----------	-----------------

Adapter

005-1851	Adapter PCB
118-87	5V DC Power Supply

PCB-Drive

116-57	Regulator Assembly
116-287	Phase Encoded Data Electronics
116-288	Phase Encoded Transport Electronics

Mechanical Assembly

002-2241	Lampholder Assembly
002-2242	Photosense Assembly
002-2244	Capstan Motor Assembly
002-3544	Sensor Arm

Tools

118-298	Alignment Tape
119-40	Scratch Tape

Internal Cables *

005-386	Internal MTU CPU Designator-A
005-1802	General Purpose Paddle Board CA CPU Designator-B
005-12496	General Purpose Paddle Board CA CPU Designator-C
005-12472	General Purpose Paddle Board CA CPU Designator-D

*See page 79 for CPU Type

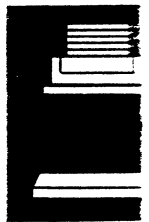
FAB S1132 FCC N900146

Enhanced DASHER LP2 Line Printer (6190, 6191, 6192)

DGC Part Number	Description
PCB	
005-16362	Control Logic PCB
005-9505	Driver PCB
005-12975	SEC Control PCB
005-3564	Controller PIO PCB-6191
005-8096	Controller DCH-6192
Power Supplies	
005-13887	Power Supply
Mechanical Assembly	
002-6551	Paper Feed Pulley <i>TIMING GEAR</i>
002-7016	Paper Feed Shaft
005-12939	Transducer
005-9508	Paper Feed Motor
005-9511	Paper Feed Shaft <i>CARRIAGE MOTOR</i>
005-9523	Transformer
10-226	Switch, Power DPDT
110-261	Switch, Out of Forms
115-151	Fan
118-573	Printhead <i>5-9595</i>
118-699	Tractors, Paper Feed Set
118-1399	Leadscrew and Anti-Backlash Nut Set
123-946	Timing Belt
Tools	
128-1550	Torque Watch
005-10682	Terminal Tester
Supplies	
005-12924	(1285A)-One (1) Box-Twelve (12) Ribbon Cartridges
	(1285B)-Five (5) Boxes-Twelve (12) Ribbon Cartridges
	(1285C)-Fifty (50) Boxes-Twelve (12) Ribbon Cartridges
005-7875	(1127A)-Wire Paper Basket
<i>118-2025 TRACTORS</i>	
<i>2-26105 PAPER GUIDE</i>	

DGC Part Number	Description
Internal Cables *	
005-384	General Purpose Paddle Board CA CPU Designator-A
005-1802	General Purpose Paddle Board CA CPU Designator-B
005-12472	General Purpose Paddle Board CA CPU Designator-C
005-12496	General Purpose Paddle Board CA CPU Designator-D
External Cables *	
005-1246	Printer to CPU CA CPU Designator-A Standard Length-25' Maximum Length-N/A
005-1356	Printer to CPU CA CPU Designator-B, C, D Standard Length-25' Maximum Length-50'
005-8452	Printer to CPU CA CPU Designator-E Standard Length-25' Maximum Length-N/A
Miscellaneous Cables	
119-238	Cordset, 120V
116-6406	Out of Form Switch Assembly

*See page 79 for CPU Type



DASHER LP2 Line Printer (6073, 6074)

DASHER TP2 Line Printer (6075, 6076, 6077, 6078)

DGC Description
Part Number

PCB-Printer

- 005-9505 Driver PCB
- 005-13887 Power Supply PCB
- 005-14954 Controller PCB

Mechanical Assembly

- 002-6551 Timing Gear
- 005-6406 Out-Of-Form Switch Assembly
- 005-9508 Paper Feed Motor
- 005-9511 Carriage Motor
- 005-12914 Sector Transducer Assembly
- 005-9575 Print Head Cable
- 005-9588 Home Transducer Assembly
- 005-9591 Paper Feed Transducer Assembly
- 104-231 Main Transformer
- 110-226 Switch DPDT
- 113-168 Circuit Breaker
- 115-151 Fan
- ~~118-1536~~ Lead Screw
- ~~118-573~~ Print Head Assembly
- 118-699 Pin Feed Tractor Assembly (LH & RH)
- 123-946 Timing Belt

Tools

- 128-787 Belt Tension Gauge

Supplies

- 005-12924 (1285A)-One (1) Box-Twelve (12) Ribbon Cartridges
- (1285B)-Five (5) Boxes-Twelve (12) Ribbon Cartridges
- (1285C)-Fifty (50) Boxes-Twelve (12) Ribbon Cartridges
- 005-7875 (1127A)-Wire Paper Basket

External Cables *

- 005-1246 Line Printer CA
CPU Designator-A
Standard Length-25'
Maximum Length-N/A
- 005-1356 Line Printer CA
CPU Designator-B, C, D
Standard Length-25'
Maximum Length-50'
- 005-8452 Line Printer CA
CPU Designator-E
Standard Length-25'
Maximum Length-N/A

DGC Description
Part Number

PCB-Printer

- 005-9505 Driver PCB
- 005-13887 Power Supply PCB
- 005-9517 Option PCB
- 005-14954 Controller PCB

Mechanical Assembly

- 002-6551 Timing Gear
- 005-6406 Out-of-Form Switch Assembly
- 005-9508 Paper Feed Motor
- 005-9511 Carriage Motor
- 005-12914 Sector Transducer Assembly
- 005-9575 Print Head Cable
- 005-9588 Home Transducer Assembly
- 005-9591 Paper Feed Transducer Assembly
- 104-231 Main Transformer
- 110-226 Switch DPDT 15/12
- 113-168 Circuit Breaker Thermal
- 118-573 Print Head Assembly
- 118-676 Keyboard (6077, 6078 only)
- 118-699 Pin Feed Tractor Assembly (LH & RH)
- 123-946 Timing Belt

Supplies

- 005-12924 (1285A)-Ribbon Cartridge, Box of 12 (1285B)-Same as 1149A, Except Qty. 5 Boxes (1285C)-Same as 1149A, Except Qty. 50 Boxes
- 005-7875 (1127A)-Wire Paper Basket

Internal Cables *

- 005-7888 I/O Printer to CPU CA
CPU Designator-B, D
Standard Length-25'
Maximum Length-50'
- 005-10707 Patch Panel to Device CA
CPU Designator-C
Standard Length-25'
Maximum Length-50'

*See page 79 for CPU Type

DASHER LP2

Line Printer

(6086, 6087, 6088, 6089)

DGC Part Number	Description
PCB-Printer	
005-6407	Controller Panel PCB-6086, 6087, 6089
005-8096	Controller I/O PCB-6088, 6089
005-9505	Driver PCB
005-14954	Controller Logic PCB-6086, 6087, 6089
005-10699	SEC Controller PCB-6086, 6089
005-13887	P/S PCB

Mechanical Assembly

002-6551	Paper Feed Pulley
005-6406	Out of Form Switch
005-9508	Paper Feed Motor
005-9511	Carriage Motor
005-12914	Sector Transducer
005-9575	Print Head Cable
005-9588	Home Transducer
005-9591	Paper Feed Transducer
104-231	Main Transformer
110-226	Switch DPDT
113-168	Circuit Breaker
115-151	Fan
118-573	Print Head Assembly
118-1536	Lead Screw
123-946	Timing Belt

I/O

005-3564	4014/4034 Interface Board
----------	---------------------------

Supplies

005-12924	(1285A)-One (1) Box-Twelve (12) Ribbon Cartridges
	(1285B)-Five (5) Boxes-Twelve (12) Ribbon Cartridges
	(1285C)-Fifty (50) Boxes-Twelve (12) Ribbon Cartridges
005-7875	(1127A)-Wire Paper Basket

Internal Cables *

005-384	Internal Printer Cable CPU Designator-A (1200/7 & 17, 800/7 & 17 Only)
005-1802	General Purpose Paddle Board CA CPU Designator-B
005-12496	General Purpose Paddle Board CA CPU Designator-C
005-12472	General Purpose Paddle Board CA CPU Designator-D

DGC Part Number	Description
-----------------	-------------

External Cables *

005-1246	(6086, 6087) Printer to CPU CA CPU Designator-A Standard Length-25' Maximum Length-N/A
005-1356	(6086, 6087) Printer to CPU CA CPU Designator-B Standard Length-25' Maximum Length-50'
005-8452	(6088, 6087) Printer to CPU CA CPU Designator-D Standard Length-25' Maximum Length-N/A
005-12099	(6088, 6089) I/O Cable LP2 to DCH CTL CPU Designator-B, C, D Standard Length-25' Maximum Length-N/A

2-4115 PLATEN ADJUST LEVER
2-4113 HOME FLAG
5-9509 RIBBON DRIVE ASSY.

*See page 79 for CPU Type

Order direct from Data General's warehouse: in Canada-800-268-5341; in Toronto-416-823-7830

Enhanced DASHER TP2 Line Printer (6193, 6194)

Dot Matrix Printer (4422) DATA ROYAL

DGC Description
Part Number

PCB

- 005-16362 Control Logic PCB
- 005-9505 Driver PCB
- 005-12975 SEC Controller PCB

Power Supplies

- 005-13887 Power Supply

Mechanical Assembly

- 002-6551 Paper Feed Pulley
- 002-7016 Paper Feed Short
- 005-12939 Transducer
- 005-6406 Out-Of-Form Switch Assembly
- 005-9508 Paper Feed Motor
- 005-9511 ~~XXXXXXXXXX~~ CARTRIDGE MOTOR
- 005-9523 Transformer
- 110-226 Switch, Power DPDT
- 110-261 Switch, Out of Form
- 115-151 Fan
- 118-573 Printhead
- 118-676 Keyboard
- 118-699 Tractors, Paper Feed Set
- 118-1399 Leadscrew and Anti-Backlash Nut Set
- 123-946 Timing Belt
- 100-1692 PROM

Tools

- 128-1550 Torque Watch
- 005-10682 Terminal Tester

Supplies

- 005-12924 (1285A)-One (1) Box-Twelve (12) Ribbon Cartridges
- (1285B)-Five (5) Boxes-Twelve (12) Ribbon Cartridges
- (1285C)-Fifty (50) Boxes-Twelve (12) Ribbon Cartridges
- 005-7875 (1127A)-Wire Paper Basket

External Cables *

- 005-7888 I/O Printer to CPU CA
CPU Designator-B, D
Standard Length-25'
Maximum Length-50'
- 005-10707 Patch Panel to Device CA
CPU Designator-C & D (CS70 only)
Standard Length-25'
Maximum Length-50'

Miscellaneous Cables

- 109-238 Cordset

DGC Description
Part Number

PCB-Printer

- 116-467 Serial I/O (20MA) PCB
- 116-470 Main PCB
- 116-471 Control Panel PCB


Mechanical Assembly

- 002-14048 Print Head
- 002-14053 Tractor Assembly (left)
- 002-14054 Tractor Assembly (right)
- 002-14056 Belt, Tractor Drive
- 002-14061 Knob & Shaft, Paper Adjust
- 002-14062 Pulley & Shaft, Paper Feed
- 104-395 Transformer
- 115-243 Motor, Horizontal (carriage)
- 115-244 Motor, Ribbon
- 115-245 Motor, Vertical
- 118-1419 Carriage Assembly
- 118-1420 Paper Out Assembly
- 118-1422 Idler Assembly
- 118-1426 Platen Assembly

Supplies

- 1280A One (1) Box of Six (6) Printer Ribbons
- 1280B Six (6) Boxes of Six (6) Printer Ribbons

118-1422 SAEET FEEDER



*See page 79 for CPU Type

300 Lines-Per-Minute Band Printer (4323-4328)

Serial Matrix Printer (4034C, 4034D)

DGC Part Number	Description
Controller	
005-3564	Main 4014/4034 Controller PCB (4325, 4326)
005-8096	Data Channel Controller (4327, 4328)
005-8161	Data Channel Controller w/PIT (4327, 4328)
005-8448	Controller microNOVA

PCB-Printer

116-385	Harness I/O Winchester
116-386	Rectifier PCB (univ.)
116-388	Hammer Driver PCB <i>118-1295</i>
116-390	Rectifier PCB (STD)
116-392	Mother Board w/Relay PCB
116-393	Intrik Trans PCB
116-404	Interface w/VFU PCB <i>5-16807</i>
116-406	Power Board PCB
116-407	Proc. (less proms) PCB <i>100-2380 PROM KIT</i>
116-418	Timing and Status

Mechanical Assembly

002-11916	PF Clutch Assembly w/Guide
002-11918	Pulley Driver Assembly
002-11928	Idler Shaft Assembly
002-11929	Paper Motion Sensor
002-11930	Transducer Assembly
002-11931	Belt, Ribbon Drive
002-11933	Belt, (paper feed)
002-13044	Band Drive/Pulley Assembly <i>2-14283</i>
115-183	Fan Assembly
115-184	Band Motor Assembly
115-185	Paper Feed Motor Assembly
118-1192	Harness Assembly Power Supply (STD)
118-1193	F/S Assembly (w/VFU)
118-1198	Power Res. Assembly
118-1210	Ribbon Drive Assembly
118-1211	Control Panel Assembly
118-1300	Band 64 Characters

Tools

128-1349	Tool Set Hex Wrench
128-1448	Metric Nut Driver Kit
128-1469	Metric Wrench Set
128-2690	Feeler Gauge
128-2691	Metric Wrench Set
128-2692	Retaining Ring Pliers

Supplies

1198A	Ribbon Cartridges-Quantity Six (6)
1198B	Ribbon Cartridges-Quantity Thirty-Six (36)

DGC Part Number	Description
-----------------	-------------

PCB-Printer

116-8	Power Driver PCB
116-11	Electronic Card No. 2
116-253	Electronic Card No. 1

Mechanical Assembly

002-2216	12V Voltage Regulator
002-2217	5V Voltage Regulator
002-2219	Print Head Assembly
002-6795	Video Amp & Cable
115-32	Main Motor
115-61	Motor Fan Assembly
002-2186	Timing Belt 130 XLO
002-2187	Timing Belt 100 XLF

Supplies

1170	Matrix Printer Ribbon
------	-----------------------

Internal Cables *

005-384	Internal Printer CA CPU Designator-A (1200/7 & 17, 800/7 & 17 Only)
005-1802	General Purpose Paddle Board CA CPU Designator-B
005-12496	General Purpose Paddle Board CA CPU Designator-C
005-12472	General Purpose Paddle Board CA CPU Designator-D

External Cables *

005-1246	External Line Printer CA CPU Designator-A Standard Length-25' Maximum Length-N/A
005-1356	External Line Printer CA CPU Designator-B Standard Length-25' Maximum Length-50'
005-8452	(4034C Only) External Line Printer CA CPU Designator-D Standard Length-25' Maximum Length-N/A

2-11936 *Hardware for 4034C/4034D Assy.*

*See page 79 for CPU Type

300 Lines-Per-Minute Line Printer (4034G, 4034H, 4218, 4219)

DGC Part Number	Description
--------------------	-------------

Controller

005-8096	Controller PCB
----------	----------------

PCB-Printer

116-131	Servo PCB
116-132	Hammer Driver PCB
116-445	DAVFU PCB (4218, 4219 only)
116-339	Logic PCB
116-314	Regulator PCB

Mechanical Assembly

002-3048	Mark IVB Hammer Module
115-52	Ribbon Motor
115-53	Drum Motor
118-596	Static Eliminator Power Pack
002-10787	Drum Belt (64 Character)
002-3050	Paper Drive Belt

Supplies

1168A	Line Printer Ribbon
1168B	Same as 1168A Except Qty. 4

Internal Cables *

005-384	Internal Printer CA CPU Designator-A
005-1802	General Purpose Paddle Board CA CPU Designator-B
005-12496	General Purpose Paddle Board CA CPU Designator-C
005-12472	General Purpose Paddle Board CA CPU Designator-D

External Cables *

005-348	(4034G, H) Line Printer CA CPU Designator-A Standard Length-25' Maximum Length-50'
005-900	(4034G, H) Line Printer CA CPU Designator-B, C, D Standard Length-25' Maximum Length-50'
005-7874	(4218, 4219) Ext. Paddle Board Comm. I/O CA CPU Designator-B, C, D Standard Length-30' Maximum Length-50'

600 Lines-Per-Minute Line Printer (4215, 4216, 4217)

DGC Part Number	Description
--------------------	-------------

Controller

005-8096	Controller PCB
----------	----------------

PCB-Printer

116-132	Hammer Driver PCB
116-264	Regulator PCB
116-304	Servo PCB
116-445	DAVFU PCB
116-340	Logic PCB

Mechanical Assembly

002-3048	Mark IVB Hammer Module
115-52	Ribbon Motor
115-53	Drum Motor
118-628	Static Eliminator Power Pack
002-10787	Drum Belt
002-6378	Paper Drive Belt

Supplies

1168A	One Line Printer Ribbon
1168B	Same as 1168A Except Qty. 4

Internal Cables *

005-384	Internal Printer CA CPU Designator-A
005-1802	General Purpose Paddle Board CA CPU Designator-B
005-12496	General Purpose Paddle Board CA CPU Designator-C
005-12472	General Purpose Paddle Board CA CPU Designator-D

External Cables *

005-7874	Paddle Board Communications I/O CA CPU Designator-B, C, D Standard Length-30' Maximum Length-50'
----------	---

*See page 79 for CPU Type

900 Lines-Per-Minute Line Printer (4244)

660 Lines-Per-Minute Line Printer (4245)

DGC Part Number	Description
--------------------	-------------

Controller

005-8096 Controller PCB

PCB-Printer

116-132 Hammer Driver PCB
 116-329 Servo PCB
 116-332 Regulator PCB
 116-417 Print Processor PCB
 116-445 Programmable VFO
 116-296 Hammer Bank Supplies

Mechanical Assembly

002-3048 Hammer Module
 002-7061 Bearing, Drum
 002-10787 Belt, Drum
 115-52 Motor, Ribbon
 115-53 Motor, Drum
 115-145 Blower

Supplies

1168A One Line Printer Ribbon
 1168B Same as 1168A Except Qty. 4

Internal Cables *

005-384 Internal Printer CA
 CPU Designator-A
 005-1802 General Purpose Paddle Board CA
 CPU Designator-B
 005-12496 General Purpose Paddle Board CA
 CPU Designator-C
 005-12472 General Purpose Paddle Board CA
 CPU Designator-D

External Cables *

005-7874 Paddle Board Communications I/O CA
 CPU Designator-B, C
 Standard Length-30'
 Maximum Length-50'

DGC Part Number	Description
--------------------	-------------

Controller

005-8096 Controller PCB

PCB-Printer

116-132 Hammer Driver PCB
 116-296 Hammer Bank PCB
 116-329 Servo PCB
 116-330 AC Dist. PCB
 116-332 Regulator PCB
 116-333 ACT RIB Control
 116-334 ARC RIB Sensor PCB
 116-335 ARC CAM Sensor PCB
 116-417 Print Processor PCB
 116-445 DAVFU PCB
 116-346 Logic PCB

Mechanical Assembly

002-3048 Hammer Module
 002-6378 Paper Feed Belt
 002-7061 Drum Bearing
 002-7929 Ribbon Drive Spool
 115-52 Motor, Ribbon
 115-53 Motor, Drum
 115-145 Blower

Supplies

1168A One Line Printer Ribbon
 1168B Same as 1168A Except Qty. 4


Internal Cables *

005-384 Internal Printer CA
 CPU Designator-A
 005-1802 General Purpose Paddle Board CA
 CPU Designator-B
 005-12496 General Purpose Paddle Board CA
 CPU Designator-C
 005-12472 General Purpose Paddle Board CA
 CPU Designator-D

External Cables *

005-7874 Ext. Paddle Board Communications
 I/O CA
 CPU Designator-B, C
 Standard Length-30'
 Maximum Length-50'

*See page 79 for CPU Type



Letter Quality Printer (4518, 4519)

DGC Description
Part Number

PCB-Printer

116-600 Sheet Feeder PCB
116-601 Power Supply PCB
116-602 MPU PCB
116-603 Operator Control PCB

Mechanical Assembly

002-12389 Guide Pulley
002-20376 Belt, Line Feed
002-20377 Belt, Micro Pitch
002-20378 Belt, Stacker Roller
002-20379 Belt, Pickup Roller
115-318 SP Motor Assembly
115-319 Fan Assembly
115-320 Line Feed Motor Assembly
115-321 Motor Assembly Sheet Feeder
118-1764 Single Bin Sheet Feeder
118-1824 Tractor, Belt Driven Unit Assembly
118-1834 Bi Directional Tractor Assembly
118-1838 Carriage Unit
118-1839 Print Hammer Assembly
118-1840 Option Cable
118-1841 Cable, Internal
118-1842 Carriage Cable Assembly
118-1843 Wire Rope Assembly
118-1844 Tractor, Left Assembly
118-1845 Hopper Assembly
118-20370 Platen
118-20371 Canopy Assembly, Tractors
118-20372 Canopy Assembly, Cut Sheet Guide

Supplies

1136 Fabric Ribbon Cartridge-Box of Six (6)
1138 Mylar Ribbon Cartridge-Box of Six (6)

DASHER TP1 Printer (6040, 6041, 6042, 6043)

DGC Description
Part Number

3-9882 60 CPS NO TOF
PCB-Printer

005-6407 Control Panel PCB
005-9880 30 CPS Logic PCB (6042, 6043 only)
005-6241 Power Supply PCB
005-9007 30 Cps Logic PCB (6042, 6043 with TOF)
005-9011 60 Cps Logic PCB (6040, 6041 with TOF)
005-9009 Top of Form PCB

Mechanical Assembly

002-6551 Timing Gear
002-10248 Print Head Assembly
005-6230 Ribbon Motor
005-6231 Carriage Motor
005-6232 Paper Feed Motor
005-6235 Optical Transducer
118-649 Keyboard Assembly
118-676 Keyboard w/Numeric Keypad
203-6228 RIBBON DRV ASSY

Tools

128-1550 Torque Watch
128-1092 Torque Wrench

Supplies

119-134 (1119A)-Printer Ribbon Cloth (Box of 12)
119-135 (1238A)-Printer Ribbon Mylar (Box of 12)

(1119B)-Cloth Ribbon (Box of 60)
(1238B)-Mylar Ribbon (Box of 60)
005-7875 (1127A)-Wire Paper Basket

External Cables *

005-7888 I/O Printer to CPU CA
CPU Designator-C
Standard Length-25'
Maximum Length-50'
005-10707 Patch Panel to Device CA
CPU Designator-B, D
Standard Length-25'
Maximum Length-50'

Power Cords

109-238 120V 12A Power Cord CA
109-240 240V 13A Power Cord CA

Miscellaneous Cables

005-6406 Out of Forms & Switch Cable

*See page 79 for CPU Type

1200 Lines-Per-Minute Band Printer (4373-4378)

BAUDIT

DGC Part Number	Description
Controller	
005-8096	Data Channel Controller
PCB-Printer	
116-536	Skew Relay PCB <i>1PC1</i>
116-537	Print Head Electronics PCB <i>7PC3</i>
116-538	Power Supply PCB <i>2PC1</i>
116-539	Servo Power PCB <i>2PC2</i>
116-540	Hammer Driver PCB <i>5PC8</i>
116-541	Stacker PCB
116-550	Controller PCB <i>7PC2</i>
Mechanical Assembly	
002-21412	Pulley Tractor
002-21416	Belt, <i>NO. 020</i>
002-21447	Belt, Timing
002-21448	Belt, Timing
002-21449	Belt, Timing
002-21450	Belt, Timing
002-21451	Belt, Timing
002-21452	Belt, Timing
002-21454	Roller Assembly
002-21763	Knob, Horizontal Fine Adjustment
002-21766	Pulley, Motor
002-21771	Belt, Timing
115-274	Motor, 1/20 HP
115-275	Motor, Vertical
115-276	Motor, Band
115-277	Skew Motor Assembly
115-278	Ribbon Motor Assembly
115-279	Blower
115-282	Motor, Paddle Wheel
115-283	Motor, 1/20 HP, Stacker
115-284	Motor, 1/8 HP, Stacker
118-1554	Band, 64 Character
118-1560	Band, 96 Character
118-1629	Switch and Actuator Assembly
118-1636	Actuator Assembly
118-1637	Tractor Assembly, R.H.
118-1638	Tractor Assembly, L.H.
118-1648	Actuator, Paper Exit
118-1668	Backplane Board Assembly
118-1669	Band Tension Lever
118-1670	Upper Ribbon Switching Bar Assembly
118-1671	Lower Ribbon Switching Bar Assembly
118-1672	AC Harness Assembly
118-1675	Skew Arm Assembly

DGC Part Number	Description
118-1676	Idler Roller Assembly
118-1695	Control Panel (Front)
118-1696	Control Panel (Rear)
118-1751	Tachometer
118-1752	Vertical Reader Assembly <i>350 1000</i>

Tools

128-2786	Flight Time Tool
128-2879	Flex Shaft Tool
005-1413	Digital Vom.
005-10682	Terminal Tester

Supplies

1335	Towel Ribbon-Quantity One (1)
1336	Towel Ribbon-Quantity Four (4)

Internal Cables *

005-12496	General Purpose Paddle Board CA CPU Designator-C
-----------	---

External Cables *

005-12928	External Line Printer Dch. Ctl. Paddle Board Style
-----------	---


118-1634 COVER MODULE

118-1637 COVER

118-1650 RIBBON PAPER SCREEN

118-1739 " " " "

*See page 79 for CPU Type



Hard Copy Peripherals

Paper Tape Reader (6013)

DGC Part Number	Description
-----------------	-------------

PCB-Printer

005-1415	Logic PCB
----------	-----------

Mechanical Assembly

005-1303	Drive Motor Assembly
----------	----------------------

External Cables *

005-955	CPU to Reader CA CPU Designator-B, C, D Standard Length-10' Maximum Length-60'
---------	---

Letter Quality Printer (4320-4322)

SINGLE TONS

DGC Part Number	Description
-----------------	-------------

PCB-Printer

116-408	Control Panel PCB
116-409	I/O (current loop) PCB
116-410	R/S MPU PCB
116-411	Mother Board PCB
116-412	Servo PCB
116-413	Driver PCB
116-414	Regulator PCB
116-415	Power Supply
116-473	Reg. PCB Sheet Feeder


Mechanical Assembly

002-12389	Guide Pulley
002-12795	Friction Platen
002-13702	Paper Guide Assembly
115-191	Fan
115-193	LF Motor Assembly
115-194	Spacing Motor Assembly
118-1222	Sheet Feeder
118-1225	Font Assembly
118-1290	Wire Rope Assembly
118-1291	Print Hammer Assembly
118-1292	Carriage Assembly
118-1526	Sheet Feeder Cable

Supplies

1221	Ribbon-Black Multi-Strike Mylar-Box of Six (6)
1222	Ribbon-Black Fabric-Box of Six (6)

118-1297 - Hammer PCB JKB



*See page 79 for CPU Type

600 Line-Per-Minute Band Printer (4363-4366)

DGC Description
Part Number

Controller

005-8096 Data Channel Controller PCB
005-8161 Data Channel Controller w/PIT
005-16807 Interface Board w/FLSS PROM

PCB-Printer

116-385 Harness I/O Winchester
116-388 Hammer Driver PCB *118-1295*
116-390 Rectifier PCB
116-393 Intlk. Trans PCB
116-404 Interface w/VFU PCB *5-16807*
116-407 Processor (less PROM) PCB *100-2830 PROM KIT*
116-474 Timing and Status PCB
116-509 Motherboard w/Relay PCB
116-510 Powerboard PCB

Mechanical Assembly

002-11916 PF Clutch Assembly w/Guide
002-11929 Paper Motion Sensor
002-11930 Transducer Assembly
002-11933 Belt (paper feed)
002-16320 Idler Shaft Assembly
002-16321 Band Drive/Pulley Assembly
002-16322 Belt, Ribbon Drive
104-325 Transformer
110-413 On/Off Power AC Switch
110-441 Relay
115-183 Fan
115-185 Paper Feed Motor Assembly
115-262 Band Motor Assembly
118-1192 Harness Assembly P/S
118-1193 Flss. Assembly (w/VFU)
118-1198 Power Resistor Assembly
118-1280 Control Panel Assembly
(less Knobs
& Decals)
118-1345 Band 64 Characters

Tools

128-1349 Tool Set Hex Wrench
128-1448 Metric Nut Driver Kit
128-1469 Metric Wrench Set
128-2690 Feeler Gauge
128-2691 Metric Wrench Set
128-2692 Retaining Ring Pliers

DGC Description
Part Number

Supplies

1198A Ribbon Cartridges-Quantity Six (6)
1198B Ribbon Cartridges-Quantity Thirty-Six (36)

Internal Cables *


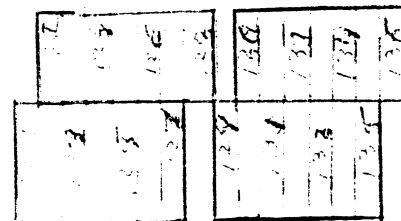
005-1802 General Purpose Paddle Board CA
CPU Designator-B
005-12496 General Purpose Paddle Board CA
CPU Designator-C
005-12472 General Purpose Paddle Board CA
CPU Designator-D

External Cables *

005-348 Line Printer CA
CPU Designator-A
Standard Length-25'
Maximum Length-50'
005-900 Line Printer CA
CPU Designator-B, C, D
Standard Length-25'
Maximum Length-50'
005-7874 Line Printer CA
CPU Designator-B, C, D
Standard Length-25'
Maximum Length-50'

ROCKET 12-11917
ROCKET 12-11920
PIVOT ARM 118-11915

001 - LOWER



*See page 79 for CPU Type

Hard Copy Peripherals

High Speed Matrix Printer (4353, 4354, 4355, 4356)

PARALLEL
EIF

11200

DGC Description
Part Number

Controller

- 005-3564 PIO Controller PCB (4355)
- 005-8096 Data Channel Controller (4356)

PCB-Printer

- 005-16824 Serial Interface w/Roms
- 005-16823 Processor w/Roms
- 116-441 Processor PCB
- 116-442 Motor Driver PCB
- 116-443 Wire Driver PCB
- 116-444 Regulator PCB

Mechanical Assembly

- 002-13855 Belt, Paper Feed
- 002-13856 Belt, Shuttle Servo
- 002-13857 Idler Pulley Assembly
- 002-13858 Slider, Rear Bar
- 104-360 Transformer
- 110-480 Switch, Bail Open
- 110-481 Switch, Bail Out
- 110-482 Switch, Power
- 115-121 Fan
- 115-230 Motor, Shuttle
- 115-231 Motor, Paper Feed
- 115-232 Motor, Ribbon
- 118-1311 Tractor, RH
- 118-1313 Tractor, LH
- 118-1315 Printhead

Internal Cables *

- 005-384 Internal Printer CA
CPU Designator-A
- 005-1802 General Purpose Paddle Board CA
CPU Designator-B
- 005-12496 General Purpose Paddle Board CA
CPU Designator-C
- 005-12472 General Purpose Paddle Board CA
CPU Designator-D

DGC Description
Part Number

External Cables (25 ft. length) *

- 005-12929 Ext. Cable (used with model 4355)
CPU Designator-B, C, D
- 005-12928 Ext. Cable (used with model 4356)
CPU Designator-B, C, D
- 005-12930 Ext. Cable (used with model 4355)
CPU Designator-A
- 005-12931 Ext. Cable (used with model 4356)
CPU Designator-A
- 005-12932 Ext. Cable (used with model 4353)
CPU Designator-E

Supplies

- 1250 Ribbon Cartridge-Box of Six (6)

TWIST L 2-13814
CENTRAL 113-1414
PANEL
SPLINE 2-21054
CRAB
COLLER 2-16346
KIT



*See page 79 for CPU Type

4434 DESKTOP 80 COL.

118-1988

LETTER QUALITY (NEC)
5432-E

CONTROLLER PCB 118-2118
MOTHER PCB 118-2126

4531 DESKTOP 130 COL.

118-2333

6215

~~5-13390~~ ~~MAIN LOGIC~~
5-13391 SERIAL I/F
5-22964 MAIN LOGIC



DASHER D100 and D200 Display Terminal (6106, 6107, 6108, 6109)

DGC Description
Part Number

PCB-Display

005-14529 Logic Board-6106, 6108
005-13685 Logic Board-6107, 6109

Mechanical Assembly

005-18407 Keyboard (D100)
005-18414 Keyboard (D200)
005-13701 Tube/Yoke Assembly
110-371 Control Switch
113-196 Fuse

Cables

Ref. page 79 for cables

2-12243

DASHER D1 and D2 Display Terminal (6052, 6053)

DGC Description
Part Number

Controller

005-3552 4075, 77, 78, I/O PCB
005-3553 4075, 77, 78, 79 I/O PCB
Appropriate DGC Asynchronous Interface

PCB-Display

005-6769 Acc PCB
1 005-6759 I/O PCB *ASYNC I/F*
005-6767 P/S
005-8673 Video Generator PCB-6052
2 005-6765 Controller PCB
4 005-8675 Video Generator PCB-6053
005-7544 Memory PCB-6052
005-7548 Memory PCB-6053
3 005-7550 *Memory*

43 21

Option

005-8434 Printer Interface Option PCB (6054)

Mechanical Assembly

118-338 Keyboard Assembly-6053
118-452 Keyboard Assembly-6052
118-519 Video Monitor Assembly

Tools

005-8564 Extender PCB

Miscellaneous

002-5402 CRT Knobs (side)
002-9584 On/Off Brightness Knob

External Cables *

005-7428 I/O 1210 CA
CPU* Designator-B, D
Standard Length-25'
Maximum Length-50'
005-10707 Patch Panel to Device CA
CPU* Designator-C, D (S140 & CS70
Only)
Standard Length-25'
Maximum Length-50'

Miscellaneous Cables

005-7506 Terminal Adapter Cable



*See page 79 for CPU Type

DASHER D3 Display Terminal (6093)

DGC Part Number	Description
--------------------	-------------

Mechanical Assembly

002-5402	CRT Knobs (side)
002-9584	On/Off Knob
005-12510	Keyboard
005-12515	Power Supply PCB
005-14699	Processor PCB
005-12528	Video PCB
110-275	On/Off Brite Switch
113-041	Fuse 2A 250V
118-1263	Video Monitor

Tools

005-13604	Extender Board
-----------	----------------

External Cables *

005-7428	Printer to CPU CA CPU Designator-B, D Standard Length-25' Maximum Length-50'
005-10707	Patch Panel to Device CPU Designator-C, D Standard Length-25' Maximum Length-50'

Miscellaneous Cables

005-7506	Terminal Adapter CA 12"
----------	-------------------------

DASHER D4, D5 Display Terminal (6120, 6121)

DGC Part Number	Description
--------------------	-------------

PCB

005-14665	Accessory Panel PCB
005-14669	Processor PCB
005-12528	Video PCB

Mechanical Assembly

002-5402	CRT Knobs (side)
002-9584	On/Off Knob
005-12510	Keyboard and Cover
005-12511	Transformer
005-12515	Power Supply
118-732	Keyboard Assembly
118-1263	Video Monitor
110-275	On/Off Brite Switch

Tools

005-13604	Extender Board
-----------	----------------

External Cables *

005-7428	I/O Printer to CPU CA CPU Designator-B, + (N4S & CS50 Only) Standard Length-25' Maximum Length-50'
005-10707	Patch Panel to Device CA CPU Designator-C, + (S140 & CS70)

Miscellaneous Cables

005-7506	Terminal Adapter CA 12"
----------	-------------------------



*See page 79 for CPU Type

G300 Display Terminal (6150, 6151)

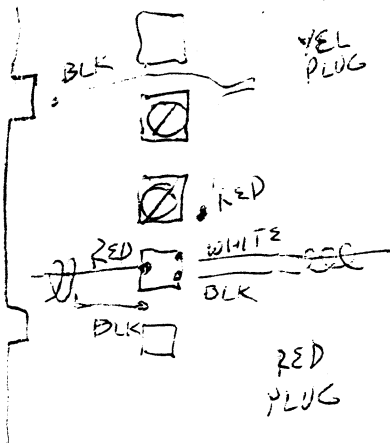
DGC Description
Part Number

Memory PCB
005-12960 Memory Board

PCB
005-12984 Logic Board
005-12952 Monitor Board
005-12976 Light Pen Option Board

Mechanical Assembly
005-16538 Tube and Yoke Assembly
005-12967 Keyboard

Cables
Ref. page 79 for Cables



MAIN LOGIC

D210 (6242) 5-20480
D211 (6243) 5-20490
KEYBD (6246) ~~118-1971~~ 1971

D410 (6255) 22042
5-~~13326~~
(D460) DLL (6256) 5-13327
KEYBD (6246) 118-1971
D210/211/410/460 6243 118-1837 GREE
HEAD 118-2211 AMBS

D400 (LOGIC) ~~5-13171~~
5-20496
MONITOR (PCB) 5-12992
KEYBD,
D450 5-13000

D220 LOGIC 5-20463
MONITOR 118-2238

D210 } 118-2079 VID DISPL
211 }
410 } 118-2080 P/S
411 }



*See page 79 for CPU Type


Terminal (I/O Cable) Cross Reference from Alpha Suffix to Part Number

Alpha Suffix: For ECLIPSE S/100, S/200, AP/130, C/150, S/200,
S/230, C/300, C/330
Also: NOVA 2, NOVA 3, NOVA 4, NOVA 820, 1220

Terminal	DASHER TP1 6040, 6041	DASHER TP1 6042, 6043	DASHER TP2	DASHER D1, D2, D3	DASHER D100, D200, D400 D450, G300**	Matrix 4354**
Interface						
4007/4010-Current Loop		(D) 005-7428		(D) 005-7428	(D) 005-14691	
4077/4610/4023-EIA		(A) 005-7428		(A) 005-7428	(A) 005-14690	
4007/4010/4023/4029-EIA w/Modem Control	(A)* 005-7888	(A) 005-7428	(A) 005-7888	(A) 005-7428	(A) 005-14690	
4061-Current Loop		(D) 005-7428		(D) 005-7428	(D) 005-14691	
4063 w/4083-EIA		(A) 005-7428	(A) 005-7888	(A) 005-7428	(A) 005-14690	
4075/4077-Current Loop		(D) 005-7428		(D) 005-7428	(D) 005-14691	
4075/4077/4078-EIA	(A)* 005-7888	(A) 005-7428	(A) 005-7888	(A) 005-7428	(A) 005-14690	
4255, 4256 (ALM-8)	(F) 005-8181	(F) 005-8495	(F) 005-8181	(F) 005-8181	(F) 005-15117	(F) 005-15117
4257, 4258 (ALM-16)-EIA		(G) 005-7636	(G) 005-7636	(G) 005-7636	(C) 005-15118	(C) 005-15118
4257, 4258 (ALM-16)-CL		(G) 005-7636	(G) 005-7636	(G) 005-7636	(G) 005-14695	(G) 005-14695
4241, 4243 (ULM-5)-EIA	(A) 005-7888	(A) 005-7428	(A) 005-7888	(A) 005-7428	(A) 005-14690	(A) 005-14690
4241, 4243 (ULM-5)-CL	(A) 005-7888	(A) 005-7428	(A) 005-7888	(A) 005-7428	(D) 005-14691	(D) 005-14691
Console for Backpanel P2	(L)		(L) 005-10603			
Modem (Async) for Remote Oper.	(J) 005-7637	(J) 005-7637	(J) 005-7637	(J) 005-7637	(J) 005-14692	(J) 005-7637
D1/D2 Printer I/F	(J) 005-7637	(J) 005-7637	(J) 005-7637			(J) 005-7637
D3 Printer I/F	(P) 005-8833		(P) 005-8833			(P) 005-8833
D100, D200 Printer	(Q) 005-14693		(Q) 005-14693			(Q) 005-14693

*Note: NOVA 4 console use 'A' suffix for EIA, 'D' suffix for current loop.
When 60 CPS Dasher TPL, TP2 or 608X TP subsystem is used as the console device installed in the primary slot
order an 'L' suffix. The 'L' suffix allows for direct connection on backpanel. Applies only to N3 and S/130.

** Shipped with standard 20' cables. For additional length order the following adapter cables:
005-15151 30' EIA Extension Cable
005-15152 100' Current Loop Extension Cable
005-15153 500' Current Loop Extension Cable
005-15154 1000' Current Loop Extension Cable
Maximum lengths are 50' EIA, and 1500' Current Loop.
Same type adapter cables (CL to CL, EIA to EIA)
Also mate with each other



Terminal (I/O Cable) Cross Reference from Alpha Suffix to Part Number

Alpha Suffix: For ECLIPSE[®] S/250, C/350, S/140

Terminal	DASHER TP1 6040, 6041	DASHER TP1 6042, 6043	DASHER TP2	DASHER D1, D2, D3	DASHER D100, D200 D400 D450, G300 **	Matrix 4354 **
Interface						
4007/4010-Current Loop		(M) 005-10707		(M) 005-10707	(M) 005-14689	
4007/4010/4023-EIA		(M) 005-10707		(M) 005-10707	(N) 005-14694	
4007/4010/4023/4029-EIA w/Modem Control	(M) 005-10707	(M) 005-10707	(M) 005-10707	(M) 005-10707	(N) 005-14694	
4075/4077-Current Loop		(M) 005-10707		(M) 005-10707	(M) 005-14689	
4075/4077/4078-EIA	(M) 005-10707	(M) 005-10707	(M) 005-10707	(M) 005-10707	(N) 005-14694	
ALM-8 (4255, 4256)-EIA	(M) 005-10707	(M) 005-10707	(M) 005-10707	(M) 005-10707	(N) 005-14694	(N) 005-14694
ALM-16 (4257, 4258)-EIA		(M) 005-10707	(G) 005-7636	(M) 005-10707	(N) 005-14694	(N) 005-14694
ALM-16 (4257, 4258)-CL		(M) 005-10707	(G) 005-7636	(M) 005-10707	(M) 005-14689	(M) 005-14689
ULM-5 (4241, 4243)-EIA	(M) 005-10707	(M) 005-10707	(M) 005-10707	(M) 005-10707	(N) 005-14694	(N) 005-14694
ULM-5 (4241, 4243)-CL	(M) 005-10707	(M) 005-10707	(M) 005-10707	(M) 005-10707	(M) 005-14689	(M) 005-14689
Modem (Async) for Remote Oper.	(J) 005-7637	(J) 005-7637	(J) 005-7637	(J) 005-7637	(J) 005-14692	(J) 005-14692
Console-EIA	(M) 005-10707	(M) 005-10707	(M) 005-10707	(M) 005-10707	(N) 005-14694	
Console-Current Loop	(M) 005-10707	(M) 005-10707	(M) 005-10707	(M) 005-10707	(M) 005-14689	
D1/D2 Printer Interface	(J) 005-7637	(J) 005-7637	(J) 005-7637			(J) 005-14692
D3 Printer Interface	(P) 005-8833		(P) 005-8833			(P) 005-8833
D100, D200 Printer I/F	(Q) 005-14693		(Q) 005-14693			(Q) 005-14693

See ** Note, page 71, for cable length.



Terminal (I/O Cable) Cross Reference from Alpha Suffix to Part Number

Alpha Suffix: For ECLIPSE M600*

Terminal	DASHER TP1 6040, 6041	DASHER TP1 6042, 6043	DASHER TP2	DASHER D1, D2, D3	DASHER D100, D200 D400 D450, G300 **	Matrix 4354 **
Interface						
ALM-8 (4255, 4256)-EIA	(M) 005-10707	(M) 005-10707	(M) 005-10707	(M) 005-10707	(N) 005-14694	(N) 005-14694
ALM-16 (4257, 4258)-EIA		(M) 005-10707	(G) 005-7636	(M) 005-10707	(N) 005-14694	(N) 005-14694
ALM-16 (4257, 4258)-CL		(M) 005-10707	(G) 005-7636	(M) 005-10707	(M) 005-14689	(M) 005-14689
Modem (Async) for Remote Oper.	(J) 005-7637	(J) 005-7637	(J) 005-7637	(J) 005-7637	(J) 005-14692	(J) 005-14692
M600 Console-EIA	(M) 005-10707	(M) 005-10707	(M) 005-10707	(M) 005-10707	(N) 005-14694	
M600 Console-Current Loop	(M) 005-10707	(M) 005-10707	(M) 005-10707	(M) 005-10707	(M) 005-14689	
D1/D2 Printer Interface	(J) 005-7637	(J) 005-7637	(J) 005-7637			(N) 005-14692
D3 Printer Interface	(P) 005-8833		(P) 005-8833			(P) 005-8833
D100/D200 Printer I/F	(Q) 005-14693		(Q) 005-14693			

*You may not configure model 608X Dasher Subsystems for use on M600 computers.

**Note, page 71, for cable length.



Terminal (I/O Cable) Cross Reference from Alpha Suffix to Part Number

Alpha Suffix: For NOVA 800, 1200, 830, 840

Terminal	DASHER TP1 6040, 6041	DASHER TP1 6042, 6043	DASHER TP2	DASHER D1, D2, D3	DASHER D100, D200 D400 D450, G300**
Interface					
4007/4010-Current Loop		(D) 005-7426		(D) 005-14691	
4007/4010/4023-EIA		(A) 005-7426		(A) 005-14690	
4007/4010/4023/4029-EIA w/Modem control	(A) 005-7889	(A) 005-7426	(A) 005-7889	(A) 005-14690	
4060-Current Loop		(D) 005-7426	(D)	(D) 005-14691	
4061-Current Loop		(D) 005-7426		(D) 005-14691	
4062-EIA	(H) 005-7889	(H) 005-7638	(H) 005-7889	(H) 005-7638	
4063 w/4051-EIA	(A) 005-7889	(A) 005-7426	(A) 005-7889	(A) 005-14690	
4075/4077-Current Loop		(D) 005-7426		(D) 005-14691	
4075/4077/4078-EIA	(A) 005-7889	(A) 005-7426	(A) 005-7889	(A) 005-14690	
ALM-8 (4255, 4256)-EIA	(F) 005-8181	(F) 005-8495	(F) 005-8181	(F) 005-8181	
ALM-16 (4257, 4258)-EIA		(G) 005-7636	(G) 005-7636	(G) 005-14695	
Current Loop ALM-16 (4257, 4258)		(G) 005-7636	(G) 005-7636	(G) 005-14695	
Modem (Async) for Remote Oper.	(J) 005-7637	(J) 005-7637	(J) 005-7637	(J) 005-14692	
D1/D2 Printer Interface	(J) 005-7637	(J) 005-7637	(J) 005-7637		
D3 Printer Interface	(P) 005-8833		(P) 005-8833		

See **Note, page 71, for cable length.

Terminal (I/O Cable) Cross Reference from Alpha Suffix to Part Number

Alpha Suffix: For ECLIPSE MV/6000, MV/8000**

Terminal	DASHER TP1 6040, 6041	DASHER TP1 6042, 6043	DASHER TP2	DASHER D1, D2, D3	DASHER D100, D200, D400 D450, G300**	Matrix 4354**
Interface MV6000, MV8000 Console- EIA					(N) 005-14694	
MV6000, MV8000 Console- Current Loop			(M) 005-10707		(M) 005-14689	
Modem (Async) for Remote Oper.					(J) 005-14692	(J) 005-14692
AMI-8 (4340)-EIA (MV8000 only)	(M) 005-10707	(M) 005-10707	(M) 005-10707	(M) 005-10707	(N) 005-14694	(N) 005-14694
ATI-16 (4342)-EIA (MV8000 only)		(M) 005-10707	(M) 005-10707	(M) 005-10707	(N) 005-14694	(N) 005-14694
ATI-16 (4242)-Current Loop (MV8000 only)		(M) 005-10707	(M) 005-10707	(M) 005-10707	(M) 005-14689	(M) 005-14689
IAC-8 (4357)-EIA (MV6000 only)	(M) 005-10707	(M) 005-10707	(M) 005-10707		(N) 005-14694	(N) 005-14694
IAC-16 (4358)-EIA (MV6000 only)		(M) 005-10707	(M) 005-10707	(M) 005-10707	(N) 005-14694	(N) 005-14694
IAC-16 (4358)-Current Loop (MV6000 only)		(M) 005-10707	(M) 005-10707	(M) 005-10707	(M) 005-14689	(M) 005-14689
D1/D2 printer I/F (MV6000/8000)	(J) 005-7637	(J) 005-7637	(J) 005-7637	(M) 005-10707		(J) 005-14692
D100/D200, D400/D450* Printer I/F (MV6000, MV8000)	(Q) 005-14693					(Q) 005-14693

See ** Note, page 71, for cable length.



Terminal (I/O Cable) Cross Reference from Alpha Suffix to Part Number

Alpha Suffix: For microNOVA

Terminal	DASHER TP1 6040, 6041	DASHER TP1 6042, 6043	DASHER TP2	DASHER D1, D2, D3	DASHER D100, D200, D400 D450, G300 **	Matrix 4354 **
Interface						
4207 (microNOVA only) EIA	(I) 005-7888	(I) 005-7888	(I) 005-7888	(I) 005-7428	(A) 005-14690	
4207 (microNOVA only) CL	(I) 005-7888	(I) 005-7888	(I) 005-7888	(I) 005-7428	(D) 005-14691	
4227 (microNOVA only) EIA with Modem	(F) 005-8181	(F) 005-8181	(F) 005-8181	(F) 005-8181	(A) 005-14690	(A) 005-14690
4227 (microNOVA only) CL with Modem	(F) 005-8181	(F) 005-8181	(F) 005-8181	(F) 005-8181	(D) 005-14691	(D) 005-14691
Modem (Async) for Remote Oper.	(J) 005-7637	(J) 005-7637	(J) 005-7637	(J) 005-7637	(J) 005-14692	(J) 005-14692
D1/D2 Printer Interface	(J) 005-7637	(J) 005-7637	(J) 005-7637	(J) 005-7637*	(J) 005-14692	(J) 005-14692
*D3 Printer Interface	(P) 005-8833	(P) 005-8833	(P) 005-8833			(P) 005-8833
D100/D200 Printer Interface	(Q) 005-14693	(Q) 005-14693	(Q) 005-14693			(Q) 005-14693
4336-S 4 Line Sync/Async	(M) See Note	See Note	See Note	See Note	See Note	
4336-AS 4 Line Async	(M) See Note	See Note	See Note	See Note	See Note	

See ** Note, page 71, for cable length.

Terminal (I/O Cable) Cross Reference from Alpha Suffix to Part Number

Alpha Suffix: For Integrated Systems (CSXX)

Terminal	DASHER TP1 6041	DASHER TP2 6076	DASHER D2, D3, D4	Letter Quality Printer	DASHER D200**
Interface					
CS/10 Mod C3 Only					
Current Loop	(M) See Note	(M) See Note	(M) See Note	(M) 005-15268	(M) 005-14689
EIA For Direct Connection	(M) See Note	(N) See Note	(M) See Note	(M) 005-15268	(N) 005-14694
EIA With Modem Cable	(J)* 005-7637	(J)* 005-7637	(J)* 005-7637	(J)* See Note	(J)* 005-14692
EIA Mod CL	(S) 005-14757	(S) 005-14757		(S) 005-14756	
Master Console					
CS/30, CS/40, CS/50			(G) 005-7636		(G) 005-14695
CS/60, CS/70			(D) 005-7428		(D) 005-14691
Add-On Displays, Printers For CS/30, 40, 50, 60, 70					
Current Loop	(K) 005-9692	(K) 005-9692	(G) 005-7636	(G) 005-15267	(G) 005-14695
EIA For Direct Connection	(F) 005-8181	(F) 005-8181	(F) 005-8181	(F) 005-15277	(F) 005-15117
EIA With Modem Cable	(J)* 005-7637	(J)* 005-7637	(J)* 005-7637	(J)* See Note	(J)* 005-14692

See ** Note, page 71, for cable length.



Miscellaneous

DGC Description
Part Number

Filler Panels - Blue/White Colors

002-3885	Filler End Panel (Top and Bottom Same)
005-14608	1.75 inches
005-14607	3.50 inches
005-12566	5.25 inches
005-14602	7.00 inches
005-6222	8.75 inches
005-6250	10.50 inches
005-14603	10.50 inches

Front Panels - Blue/White Colors

005-6274	6 MB Disk, (4048)
005-6254	NOVA, Disk (6001-7)

General-Purpose Wiring Boards for NOVA and ECLIPSE Computers

005-449	General-purpose Wiring Board, (1022) w/Wirewrap Pins may use 419
005-450	General-purpose Wiring Board, (1023) w/Wirewrap Pins & 155 16-Pin Low Profile Sockets for Dual In-Line Integrated Circuits. May use 4192.

Canon Connectors


111-333	25 Contact Plug without Pins	111-146
111-334	25 Contact Socket without Pins	111-145
111-335	50 Contact Plug without Pins	111-146
111-336	50 Contact Socket without Pins	111-145
111-337	19 Contact Plug without Pins	111-314
111-340	52 Contact Socket without Pins	111-315
111-19	9/19 Pin Junction Shell	
111-20	25/52 Pin Junction Shell	
111-21	50/100 Pin Junction Shell	
111-24	25/52 Pin Screw Lock Assembly, Male	

DGC Description
Part Number

AMP (Edge-Type) Connectors

111-114	12 Pos Single Row without Pins
111-147	13 Pos Single Row without Pins
111-113	20 Pos Single Row without Pins
111-40	20 Pos Dual Row without Pins
111-179	25 Pos Dual Edge Connector
111-117	50 Dual Edge Connector
111-58	Pins, 20-24 AWG
111-115	Pins, Twin Leaf

CABINET FILTERS
123-1153



CPU Type Designators

A	B	C	D	E	F
NOVA	1220/10	M600	MV/6000	microNOVA 9	MV/4000
SNOVA	SM1220	MV/8000	NOVA 4C/5	SBSCS/20	
1200/7	820/10	C350	NOVA 4C/16	MP100	
800/7	2/10	S250	NOVA 4S/5	CS/30	
1200/17	1210/4		NOVA 4S/16	microNOVA 18	
800/17	SM1210		NOVA 4X/5	CPU microNOVA	
840/17	2/4		NOVA 4X/16	32K microNOVA	
830/17	3/12 & 3D		SYN/NY	MP200	
	N/3		CS/50	CS/10	
	C150		S140	SYN/M1000	
	AP130		CS/70		
	S130		S120		
	SBSC/40				
	SBSC/60				
	3/4				
	S100/7				
	S200/16				
	S230				
	D116				
	C300/16				

