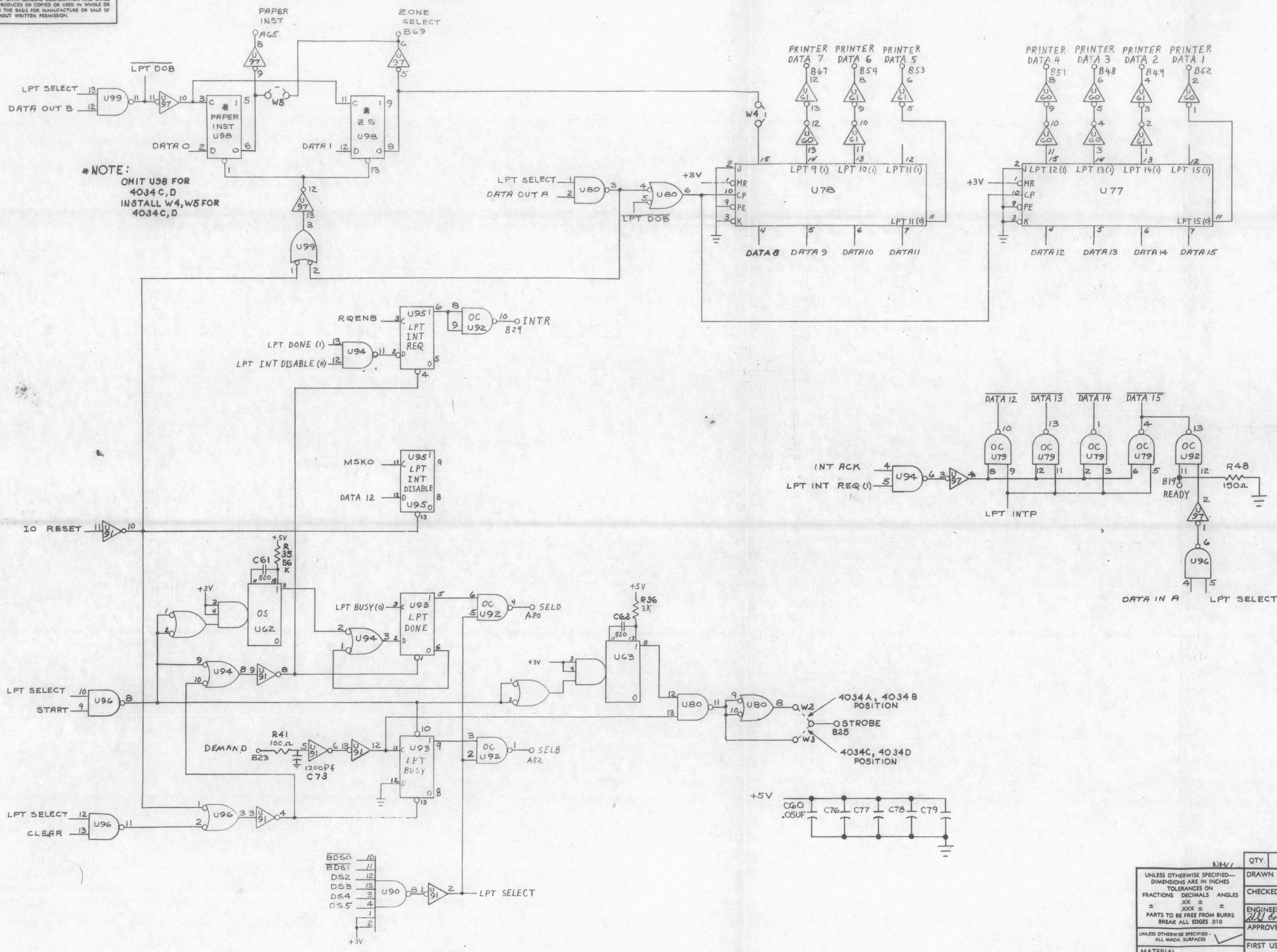
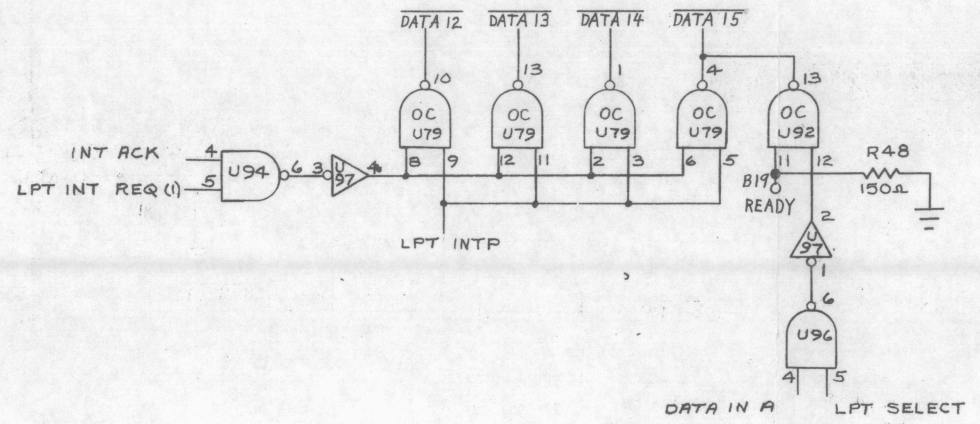
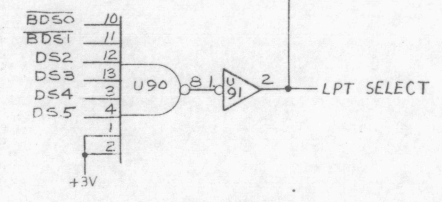


THIS DRAWING AND SPECIFICATIONS, HEREIN, ARE THE PROPERTY OF DATA GENERAL CORPORATION AND SHALL NOT BE REPRODUCED OR COPIED OR USED IN WHOLE OR IN PART AS THE BASIS FOR MANUFACTURE OR SALE OF ITEMS WITHOUT WRITTEN PERMISSION.

REVISIONS				
REV.	DESCRIPTION	DRFTG.	APP. BY	DATE
01	1. ADD 100-Ω 1/2 WATT DEMAND INPUT 2. DELETE "LPT SELECT" FROM ENDS, ADD LPT INT REQ(1) 25-26-31		S.Booth	10/1/70
02	1. ADD WIRE TO PROPRIETARY D.C.H.P. 2. ADD +3V SOURCE 3. CORRECT OUTPUT PINS ON BUSY FLOP		D.LAZUKA	10/9/70
03	ECO # 1213, JUMPERS NO'S. W1 & W2 ADDED.		R.W.C.	12-4-72
04	ECO # 1283, R35 10KΩ CHANGED TO 56KΩ, U98 PIN 5 CHANGED TO PIN 6 & PIN 5 " " PIN 5.		R.W.C.	12-27-72
05	ECO # 1310, JUMPER NO'S W1 & W2 CHANGED. W1 TO W2 & W2 TO W3		R.W.C.	12-27-72
06	ECO # 1613		R.W.C.	5-14-74
07	ECO # 2423		REJ	6-13-74



\* NOTE:  
OMIT U98 FOR 4034 C, D  
INSTALL W4, W5 FOR 4034 C, D



QTY.	DESCRIPTION	PART NO.
	DRAWN	
	CHECKED	
	ENGINEER	
	APPROVED	
	FIRST USED ON	
	TYPE 4034	
	SCALE	

UNLESS OTHERWISE SPECIFIED— DIMENSIONS ARE IN INCHES TOLERANCES ON FRACTIONS DECIMALS ANGLES = .XXX ± = ± PARTS TO BE FREE FROM BURRS BREAK ALL EDGES .010				UNLESS OTHERWISE SPECIFIED— ALL MACH. SURFACES			
MATERIAL							
FINISH							

<b>DATA GENERAL CORPORATION</b> SOUTHBORO, MASSACHUSETTS 01772			
TITLE <b>LINE PRINTER CONTROL</b> (DATA PRODUCTS 2310, 2410)			
SIZE	CODE	DRAWING NUMBER	REV.
D	001	000026	07