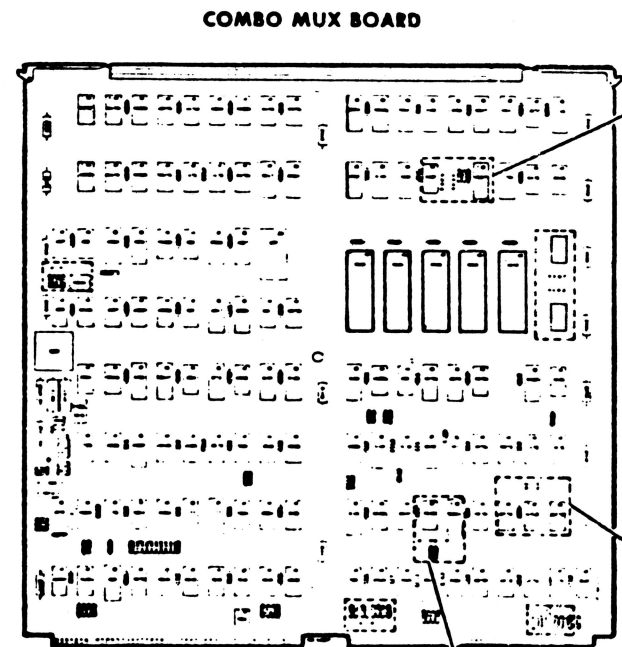
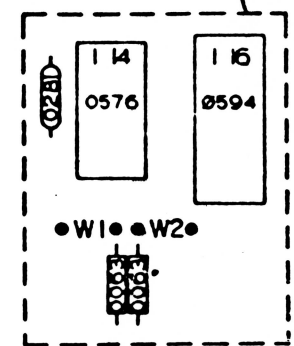
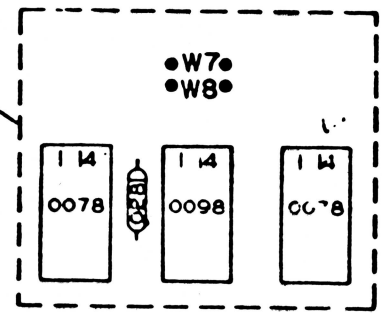
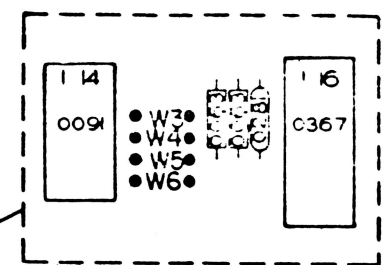


TAILORING COMBO JUMPERING



REF DGC No 003000806 Rev. 02
DG:MMV



JUMPERS		
OUT	IN	BAUD
W3, W5		1200
W3	W5	1800
W5	W3	4800
W3, W5		NOT USED

JUMPERS		
OUT	IN	BAUD
W4, W6		110
W6	W4	150
W4	W6	300
W4, W6		2400

JUMPERS W3, W5 DETERMINE LINE SPEED FOR CLK2.
NOTE:
CLK 0 IS FIXED AT 9600 BAUD
CLK 1 IS FIXED AT 600 BAUD

JUMPERS W4, W6 DETERMINE LINE SPEED FOR CLK3.

JUMPERS W7 AND W8 DETERMINE POLARITY OF PRINTER STROBE
INSTALL W3 FOR 300LPH, 240 LPH
INSTALL W7 FOR 180CPS

JUMPERS			
OUT	IN	ALN LINES	DEVICE CODES
W1, W2		0-3	TTI=10, TTC=11, RTC=14, LPT=17
W1	W2	4-7	TTI=40, TTO=51, RTC=54, LPT=57
W2	W1	8-11	TTO, TTI, RTC, LPT ARE DISABLED
W1, W2		12-15	TTI, TTI, RTC, LPT ARE DISABLED

JUMPERS W1 AND W2 DETERMINE LINE NUMBERS AND DEVICE CODES FOR TTI, TTO, RTC AND LPT.

013 000840
BRUNING 40-526 27928

THIS DRAWING AND SPECIFICATIONS HEREOF ARE THE PROPERTY OF DATA GENERAL CORPORATION AND SHALL NOT BE REPRODUCED OR USED TO OR FOR THE WHOLE OR IN PART AS THE BASIS FOR MANUFACTURE OR SALE OF ITEMS WITHOUT WRITTEN PERMISSION.	REV ECC APP DATE		DESIGN CHECKED ENGINEER	APPROVED FIRST USED ON CODE IDENT 34784	INSTALLATION DATA SHEETS CS/50 SERIES	DATA GENERAL CORPORATION WESTBORO, MASSACHUSETTS 01581 DRAWING NUMBER 000247 REV 00
--	---------------------------	--	-------------------------------	---	---	---